

**PARTS CATALOG
MODEL 50
(20, 25 AND 30 MPH)**

 **MOTOBECANE**

ILLUSTRATED PARTS CATALOG

INTRODUCTION

This section of the Motobecane Dealer Manual identifies all parts required for service replacement on Models 50.

The Table of Contents page lists the main subjects covered by each figure of the Illustrated Parts Catalog, the title also being located at the bottom corner of each figure page.

Every part or assembly listed has a Part Number which corresponds to the Index Number on the illustration. The index numbering commences with "1" and runs consecutively for each figure.

The Part Number listed must always be used when ordering parts. To ensure that the parts listing is kept up-to-date, the information that will be provided periodically in Motobecane Parts Bulletins should be noted on the appropriate figure and the Parts Bulletin filed in this binder in the section provided.

Revised pages will be issued as necessary. Upon receipt, they should be inserted in this section of the manual according to the instructions that will be issued at the time.

The column "Qty Assy" (Quantity per Assembly) shows the quantity of a particular part required for the assembly illustrated.

This parts manual incorporates all of the needed parts for each of our models whether they are 20, 25, or 30MPH. If a specific spare part is unique as far as top speed and performance are concerned, that part will be labeled accordingly.

Example:	<u>INDEX</u>	<u>PART NUMBER</u>	<u>QTY ASSY</u>	<u>DESCRIPTION</u>
	1	54243	1	Engine Complete (20MPH)
	1	54169	1	Engine Complete (25MPH)

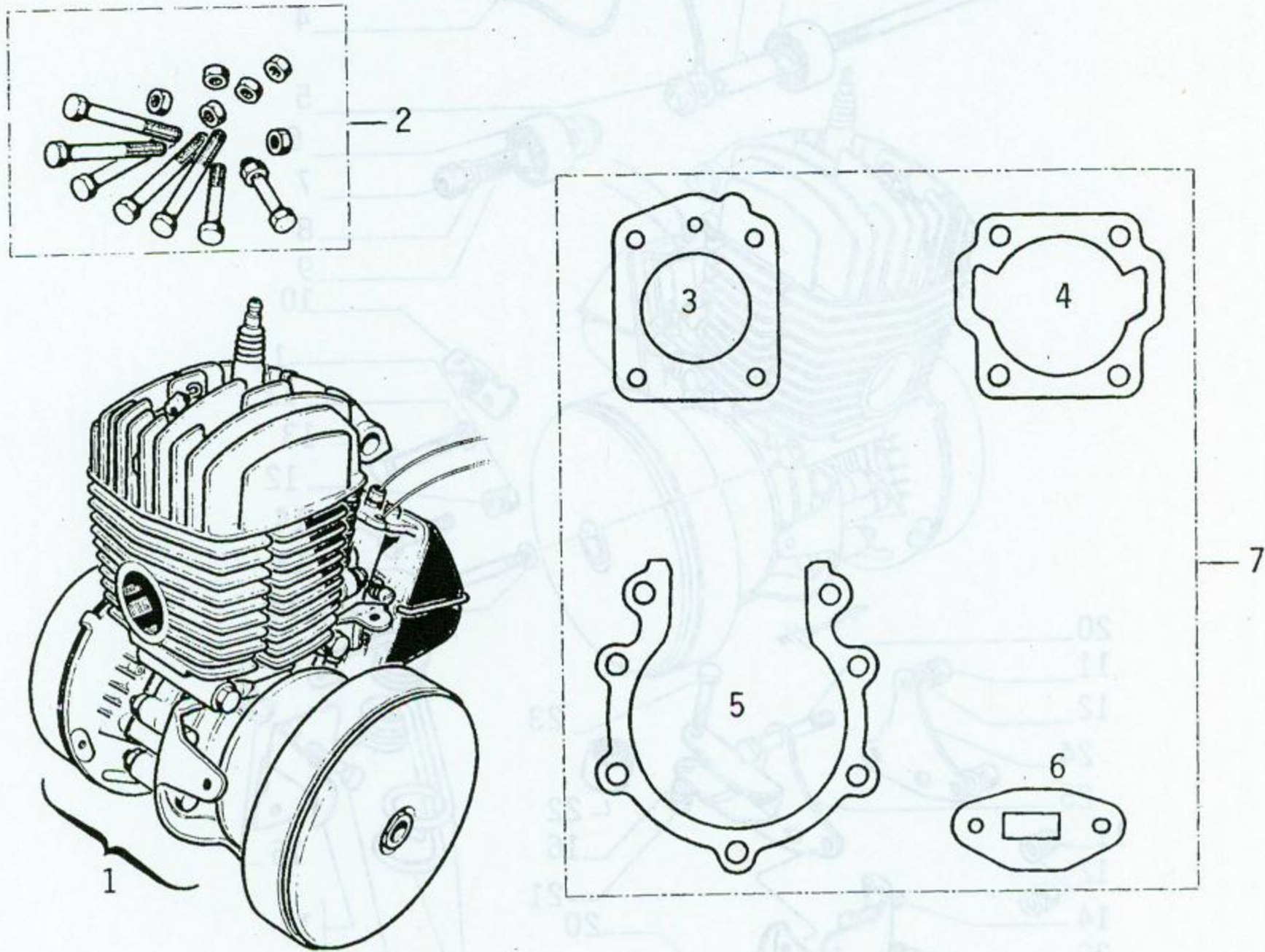
IDENTIFYING THE TOP SPEED OF A MACHINE

The manufacturer's certification plate mounted on the front of the frame will be marked in one of the following ways.

<u>SPEED OF MACHINE PRIOR TO 1978</u>	<u>SPEED OF MACHINE 1978 - 1979</u>	<u>SPEED OF MACHINE 1980 - ON</u>
30MPH	A = 30MPH	C = 30MPH
25MPH	B = 25MPH	B = 25MPH
20MPH	C = 20MPH	A = 20MPH

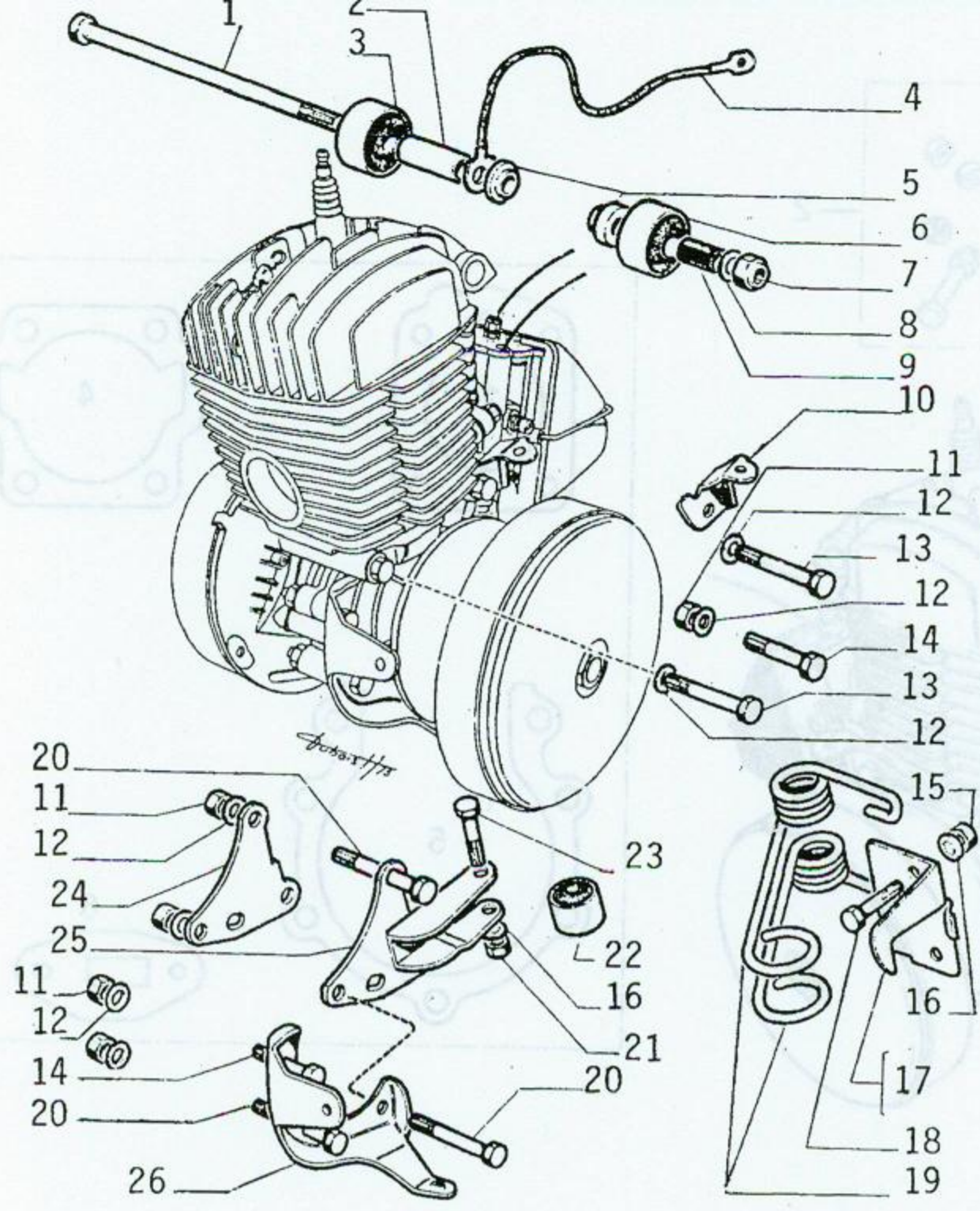
TABLE OF CONTENTS

<u>ILLUSTRATED PARTS</u>	<u>PAGE</u>
Engine Complete	1
Engine Mounting	2 - 3
Cylinder	4 - 5
Cylinder Head	4 - 5
Piston and Cylinder Matching	6
Inlet Pipe	7
Crankcase	8
Crankshaft	8
Blunderbuss Exhaust	9
Exhaust	10 - 11
Carburetor (Dimoby Engine)	12 - 14
Carburetor (Variator Engine)	15 - 16
Carburetor (Variator Engine)	17 - 18
Fuel Tap	19
Magneto (6 Volt)	20
Magneto (12 Volt)	22 - 23
Clutch (Dimoby)	24 - 25
Clutch (Variator)	26 - 27
Pulley	28 - 29
Pedal Crank	30
Cables	31
Chain Tensioner	32
Front Hub "Motobecane"	33
Front Hub "Leleu"	34
Rear Hub "Motobecane"	35 - 36
Rear Hub "Leleu"	37
Front Wheel and Tire	38
Rear Wheel and Tire	39
Frame	40 - 44
Fork	45 - 48
Handgrip (Right)	49 - 50
Handgrip (Left)	51
Fender (Front)	52
Fender (Rear)	53
Rear Carrier	54
Shock Absorber	55
Handlebar	56
Seat	57
Speedometer	58
Headlamp	59
Taillamp	60
Taillamp	61
Electrics 6 Volt (Wiring and Switches)	62 - 63
Electrics 12 Volt (Wiring and Switches)	64 - 65



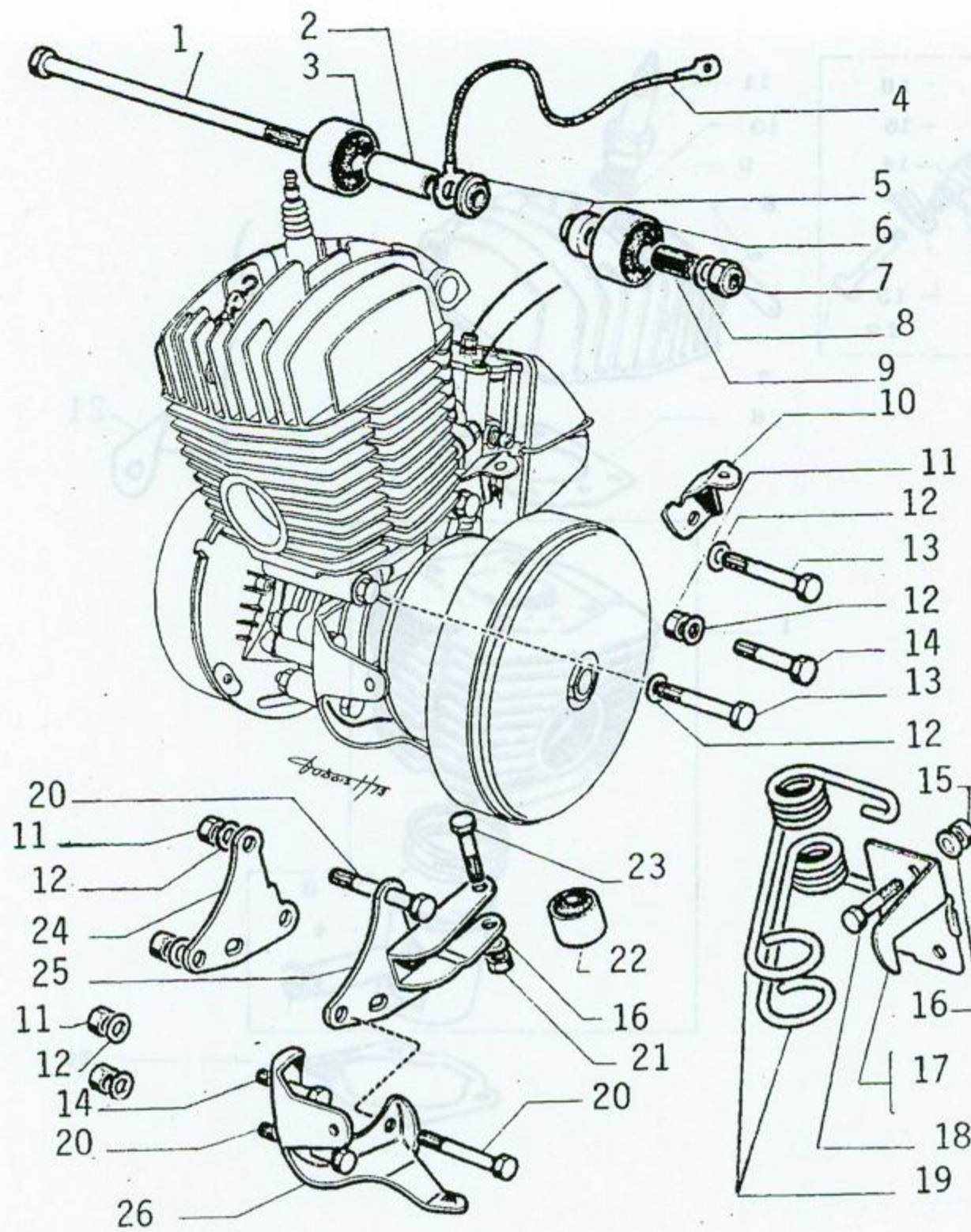
INDEX	PART NUMBER	QTY ASSY.	DESCRIPTION
1	53444	1	Engine Complete (20MPH) (6 Volt Magneto)
1	53949	1	Engine Complete (25MPH) (6 Volt Magneto)
1	52341	1	Variator Engine Complete (25MPH) (6 Volt Magneto)
1	53744	1	Engine Complete (30MPH) (6 Volt Magneto)
1	53745	1	Variator Engine Complete (30MPH) (6 Volt Magneto)
1	54146	1	Engine Complete (20MPH) (12 Volt Magneto)
1	54147	1	Engine Complete (25MPH) (12 Volt Magneto)
1	54148	1	Variator Engine Complete (25MPH) (12 Volt Magneto)
1	54149	1	Engine Complete (30MPH) (12 Volt Magneto)
1	54844	1	Variator Engine Complete (30MPH) (12 Volt Magneto)
2	18568	1	Bolt and Nut Kit (Crankcase)
3	14854	1	Cylinder Head Gasket
4	14895	1	Cylinder Base Gasket
5	16910	1	Crankcase Gasket
6	52646	1	Inlet Pipe Gasket (20MPH)
6	17073	1	Inlet Pipe Gasket (25 and 30MPH)
7	16912	1	Kit of Four Gaskets

Engine Complete
Fig. 1



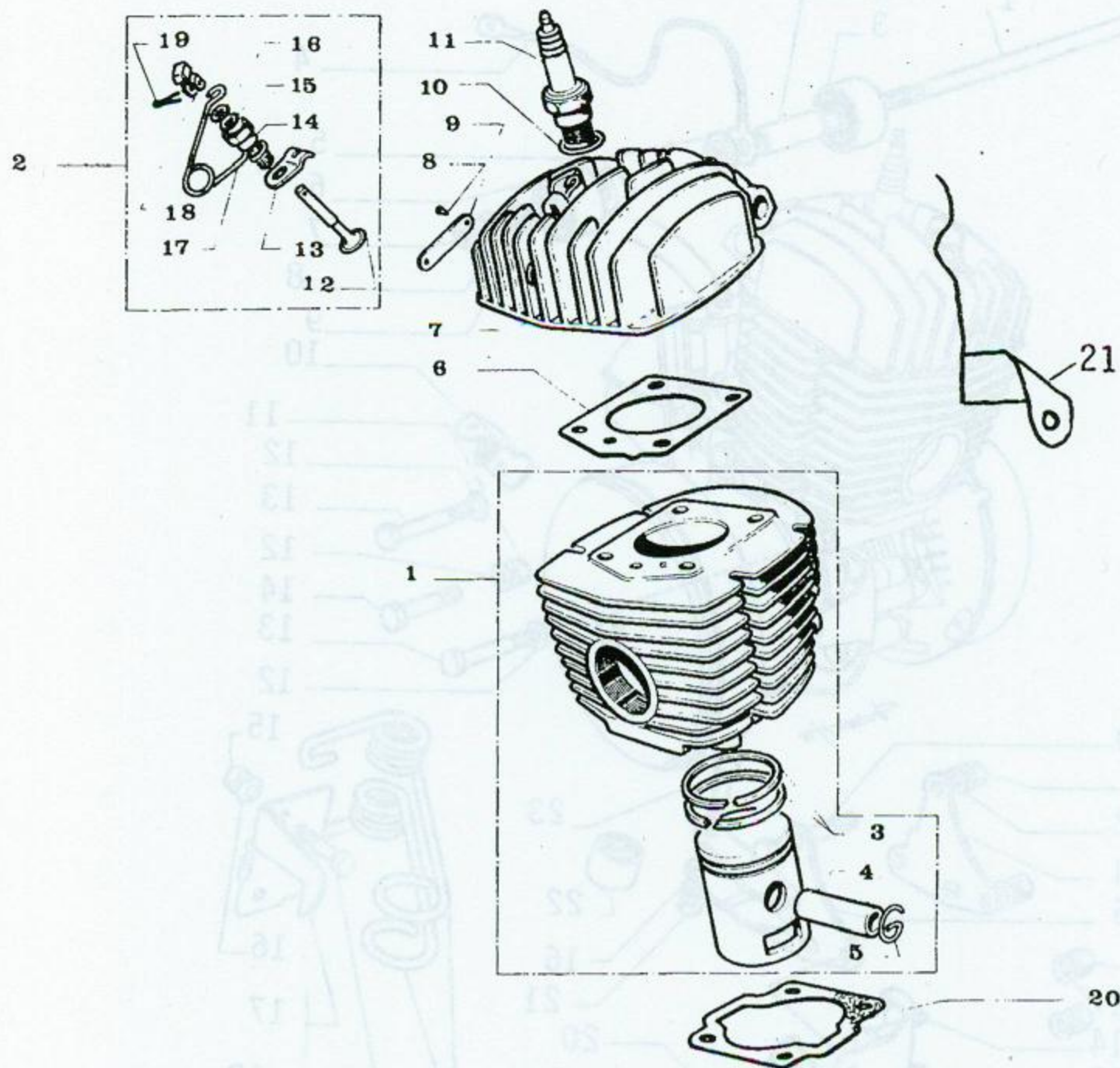
INDEX	PART NUMBER	QTY ASSY.	DESCRIPTION
1	19886	1	Bolt - Upper Engine Mount
1	20453	1	Bolt - Upper Engine Mount (50VLX)
2	20534	1	Spacer - Upper Engine Mount
3	17994	1	Flexibloc (Right Side Mount)
4	19888	1	Ground Lead
5	21014	2	Upper Engine Spacers
6	20789	1	Flexibloc (Left Side Mount)
7	17523	1	Lock Nut
8	16541	1	Washer - 8mm
9	20790	1	Fiber Spacer
10	17661	1	Variator Cover Bracket
11	00011	4	Nut
12	01527	7	Washer
13	15276	2	Bolt
14	14936	2	Bolt
15	01526	2	Nut
16	01172	2	Washer
17	17120	1	Spring Retainer Bracket (Variator)
17	21282	1	Spring Retainer Bracket
18	00968	2	Bolt

Engine Mount Hardware
Fig. 2



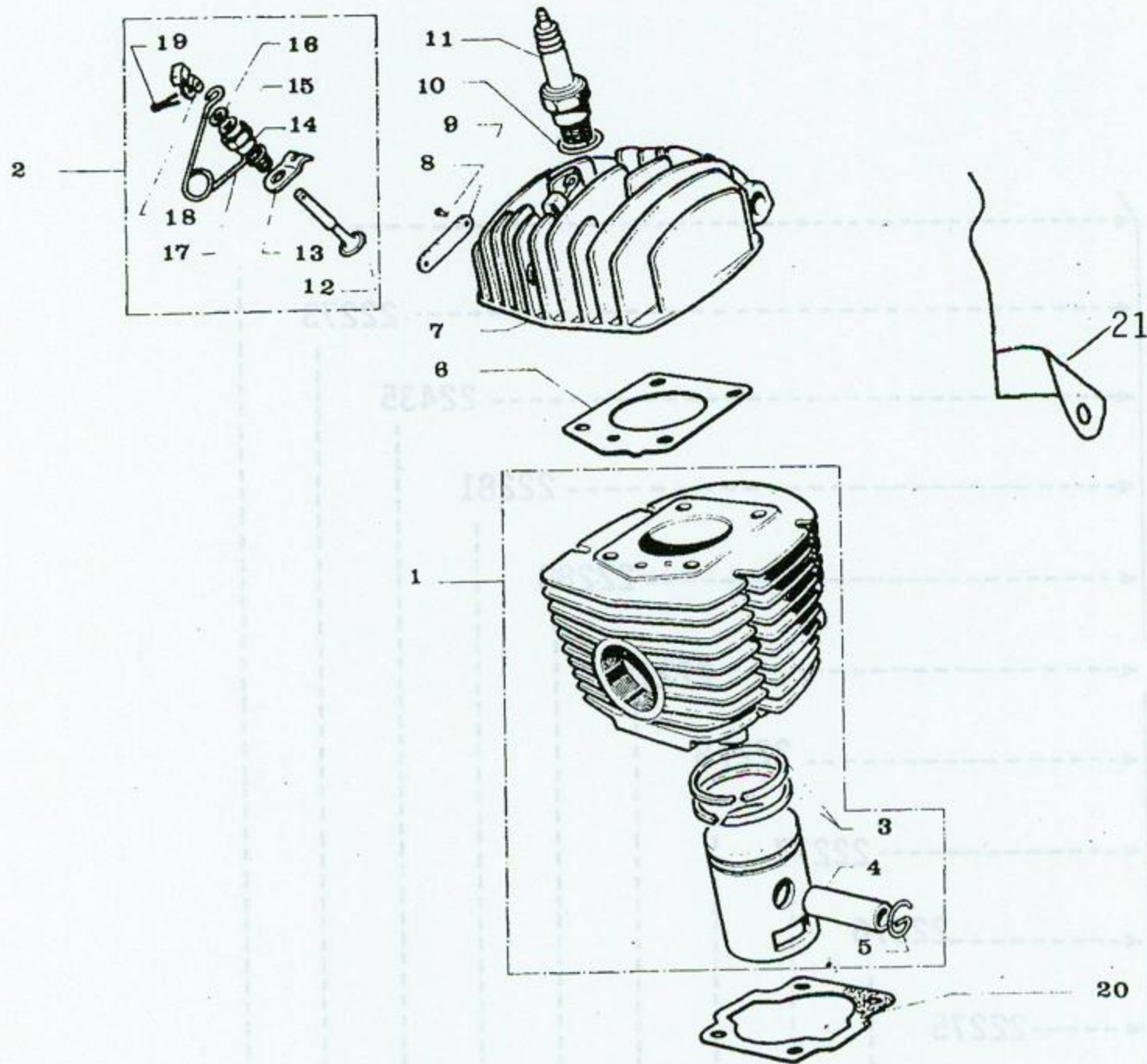
INDEX	PART NUMBER	QTY ASSY.	DESCRIPTION
19	15933	2	Belt Tension Springs
20	00366	3	Bolt
21	00010	2	Nut
22	15934	1	Flexibloc (Lower Engine Mount)
23	00050	1	Bolt
24	21709	1	Lower Engine Mount Plate (Right)
25	21710	1	Lower Engine Mount Plate (Left)
26	17354	1	Variator Cover Bracket

Engine Mount Hardware
Fig. 2 - Cont'd.



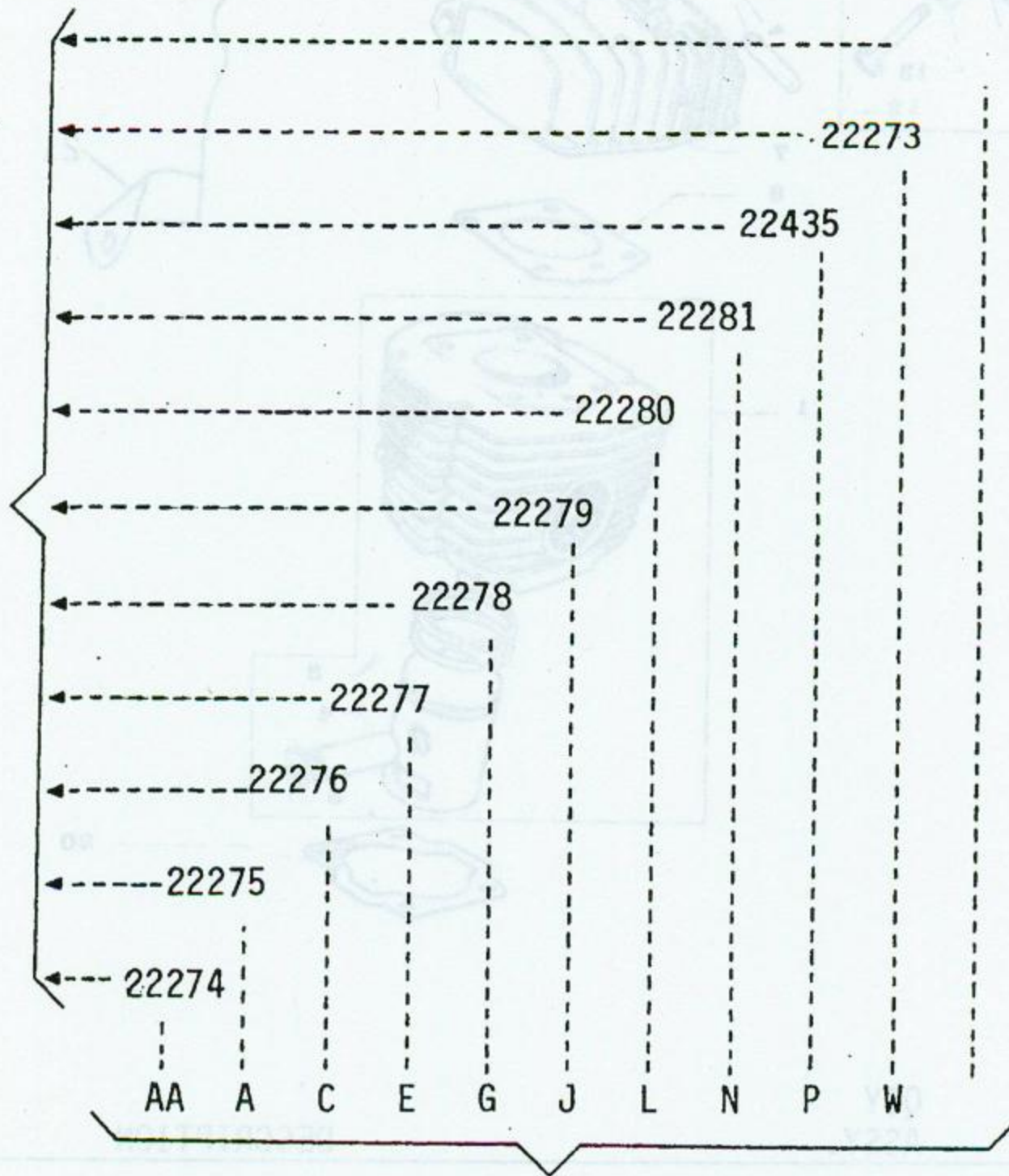
INDEX	PART NUMBER	QTY ASSY.	DESCRIPTION
1	53505	1	Cylinder Complete with Piston (20MPH)
1	23460	1	Cylinder Complete with Piston (25MPH Dimoby and Variator)
1	23460	1	Cylinder Complete with Piston (30MPH Dimoby)
1	23460	1	Cylinder Complete with Piston (30MPH Variator)
2	14721	1	Decompression Valve (Complete Kit)
3	14821	2	Piston Rings (Prior to 6/76 manufacture)
3	22148	2	Piston Rings (After 6/76 manufacture)
4	15094	1	Piston Pin
5	00658	2	Piston Pin Clip
6	14854	1	Cylinder Head Gasket
7	19885	1	Cylinder Head Complete
8	00053	2	Rivet
9	21294	1	Engine ID Plate
10	00059	1	Spark Plug Gasket
11	01547	1	Spark Plug
12	15025	1	Decompression Valve
13	14919	1	Mounting Lug
14	14855	1	Guide
15	14897	1	Gasket
16	14987	1	Washer

Cylinder and Cylinder Head
Fig. 3



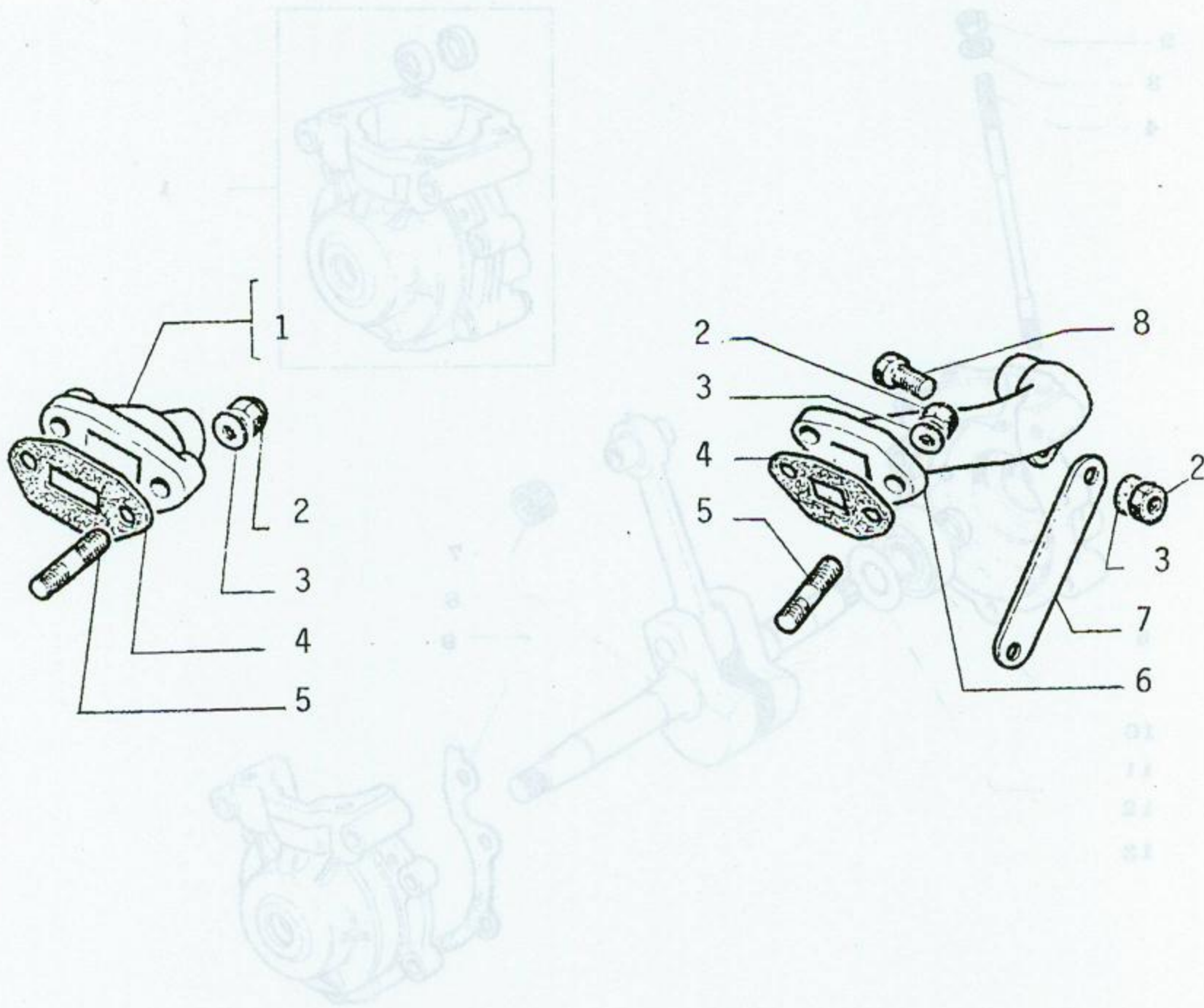
INDEX	PART NUMBER	QTY ASSY.	DESCRIPTION
17	15007	1	Spring
18	15099	1	Valve Link
19	00018	1	Cotter Pin
20	14895	1	Cylinder Base Gasket
21	22156	1	Magneto Harness Wire Guide

Cylinder and Cylinder Head
Fig. 3 - Cont'd.



INDEX	PART NUMBER
17	15007
18	15099
19	00018
20	14885
21	22156

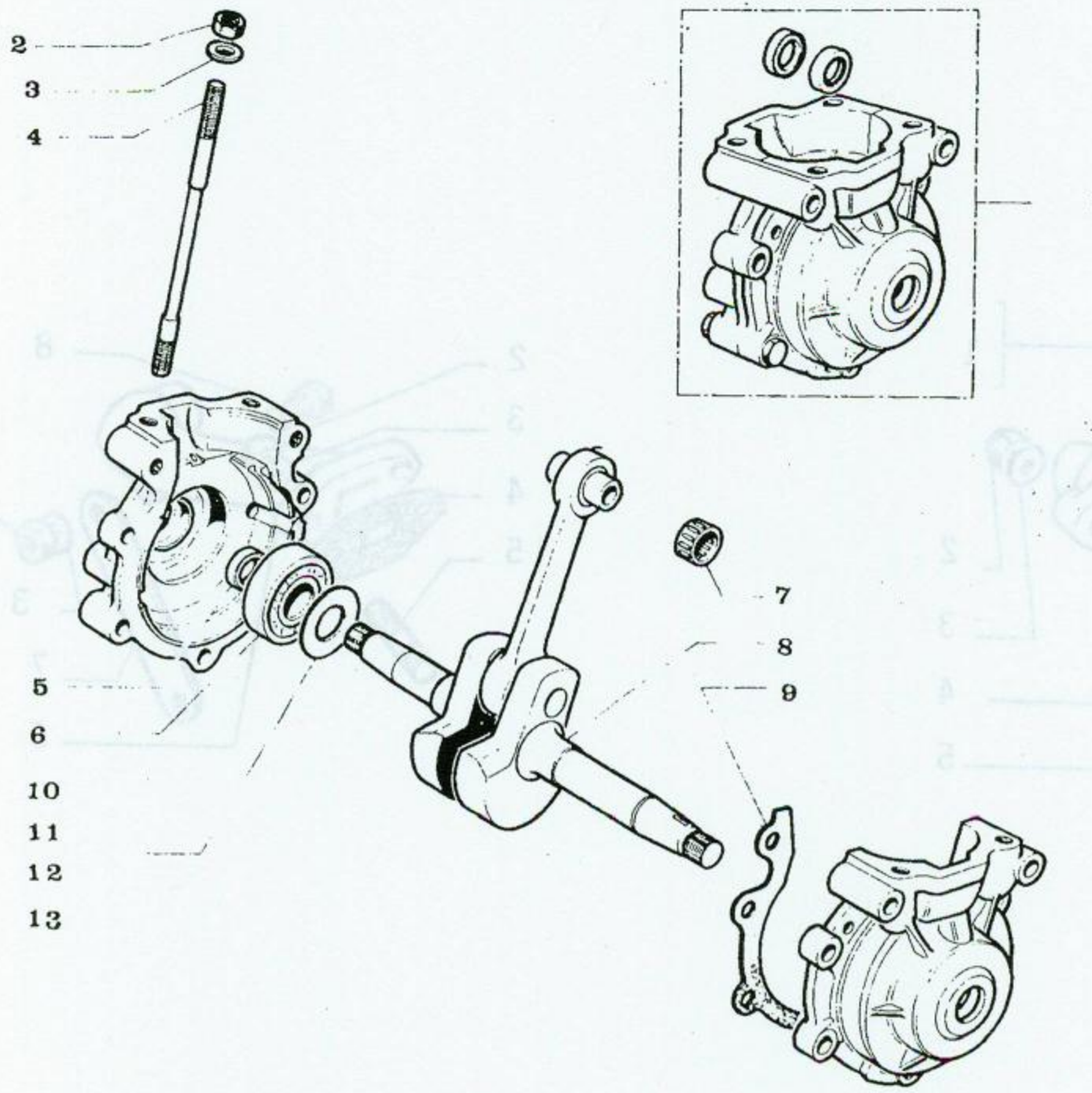
Piston Matching
Fig. 4



INDEX	PART NUMBER	QTY ASSY.	DESCRIPTION
1	16673	1	Inlet Pipe (Variator 25MPH)
1	16619	1	Inlet Pipe (Variator 30MPH) (Prior to 3/77 manufacture)
2	01176	2	Locknut
3	01172	3	Washer
4	52646	1	Inlet Pipe Gasket (20MPH)
4	17073	1	Inlet Pipe Gasket (25 and 30MPH)
5	00796	2	Stud
6	53496	1	Inlet Pipe (Dimoby 20MPH)
6	21201	1	Inlet Pipe (Dimoby 25 and 30MPH)
6	22899	1	Inlet Pipe (Variator 30MPH) (After 3/77 manufacture)
7	21202	1	Support Bracket
8	23018	1	Bolt

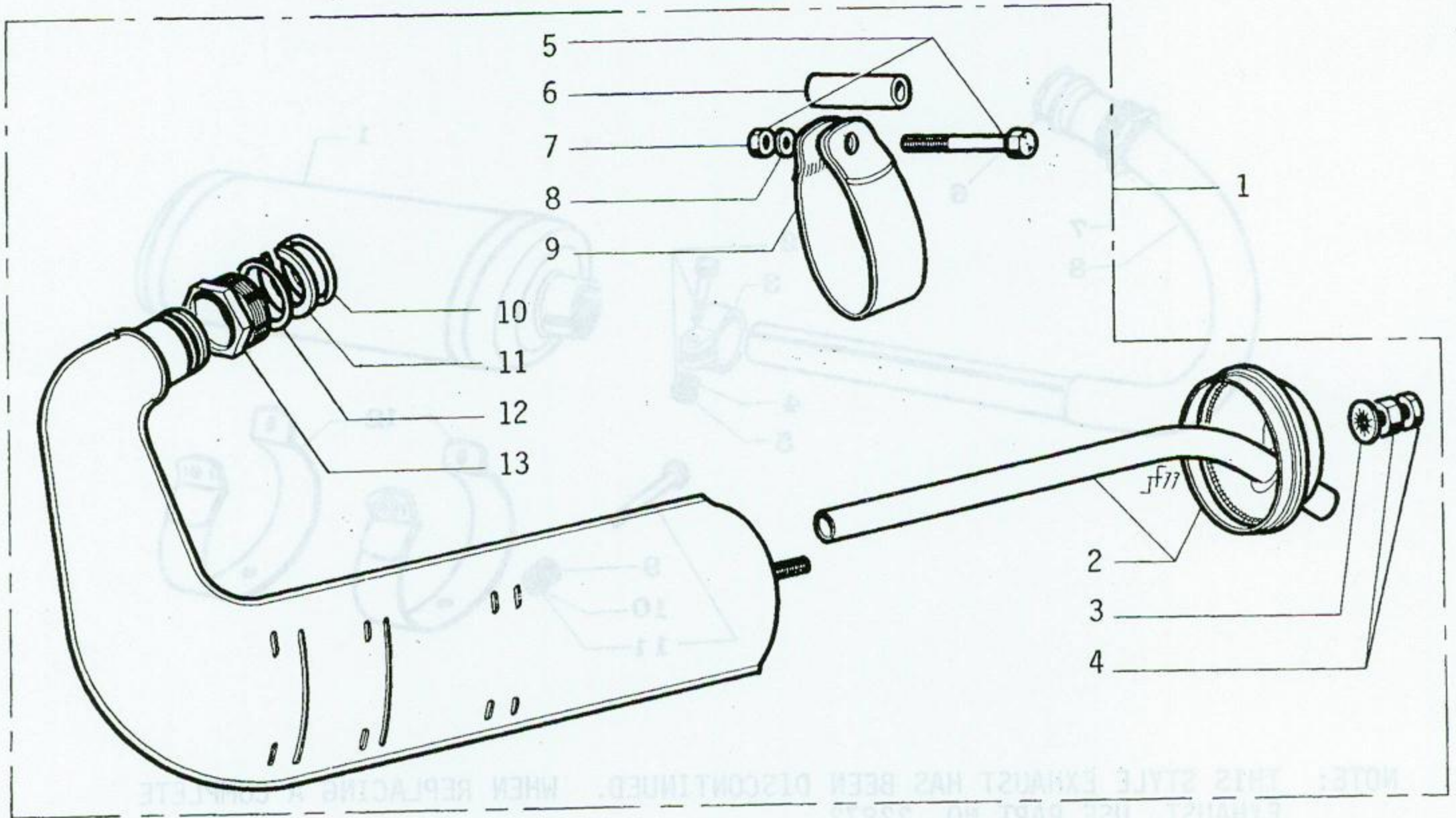
Inlet Pipe
Fig. 5

PC(50) 7



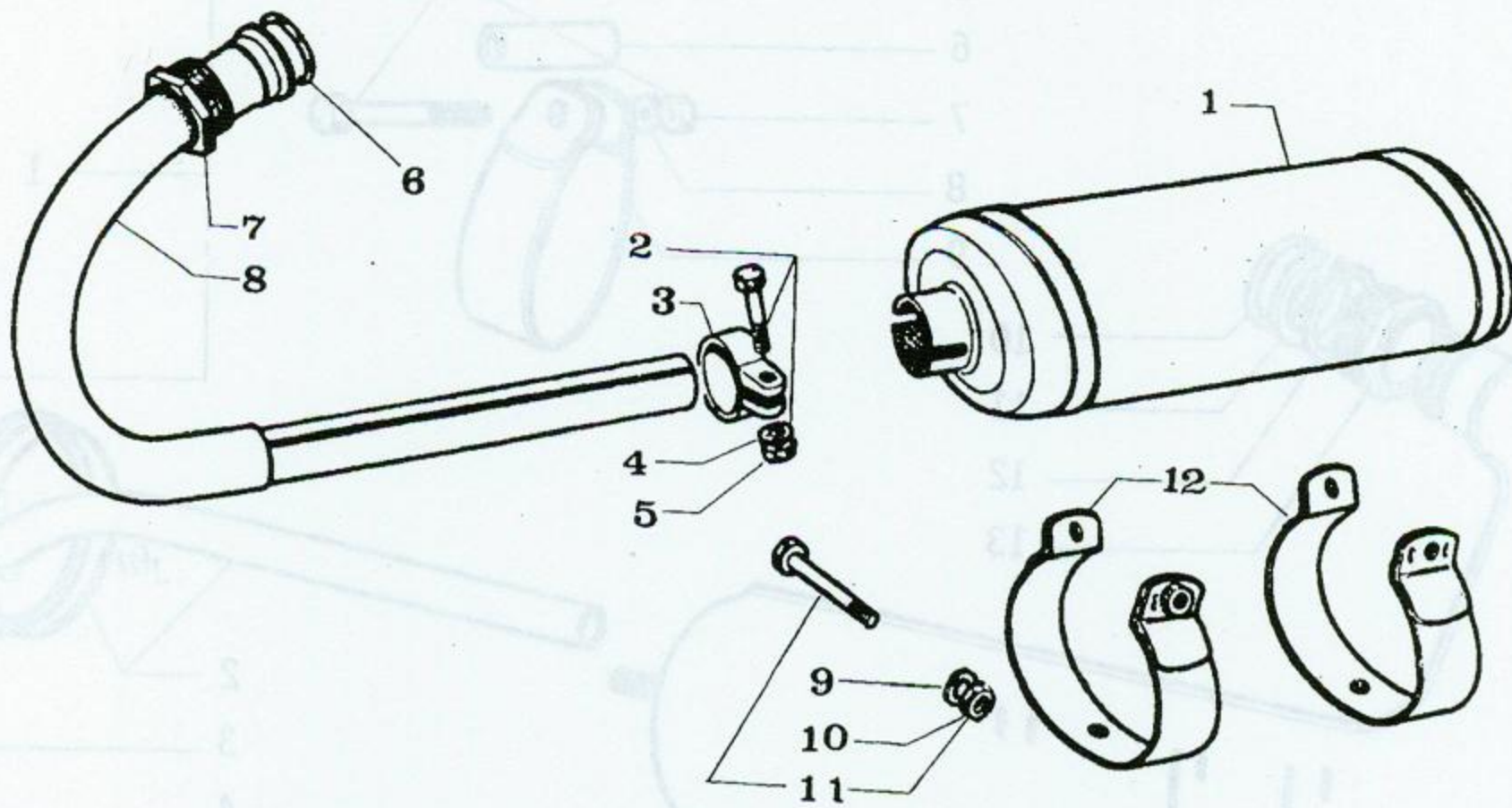
INDEX	PART NUMBER	QTY ASSY.	DESCRIPTION
1	19608	1	Crankcase Complete with Seals
2	00011	4	Nut - 7 x 100 x 10mm
3	18921	4	Washer
4	14716	4	Cylinder Stud
5	19089	2	Crankshaft Seal
6	54977	2	Crankshaft Bearing
7	15855	1	Caged Bearing Wrist Pin
8	19609	1	Crankshaft
9	16910	1	Crankcase Gasket
10	01285		Washer - Crankshaft Bearings .1mm
11	01286		Washer - Crankshaft Bearings .2mm
12	01287		Washer - Crankshaft Bearings .3mm
13	01288		Washer - Crankshaft Bearings .5mm

Crankshaft and Crankcase
Fig. 6



INDEX	PART NUMBER	QTY ASSY.	DESCRIPTION
1	22872	1	Blunderbuss Exhaust Complete (20, 25 and 30MPH)
2	22874	1	Rear Baffle and Pipe
3	01545	1	Washer
4	00010	1	Nut
5	01189	1	Bolt
6	19891	1	Spacer
7	00011	1	Nut
8	01113	1	Washer
9	19890	1	Clamp
10	00675	1	Exhaust Gasket
11	14786	1	Nut Stop Ring
12	23780	1	Washer
13	18500	1	Exhaust Nut
	24339	1	Exhaust Nut Lock Plate (Not Illustrated)

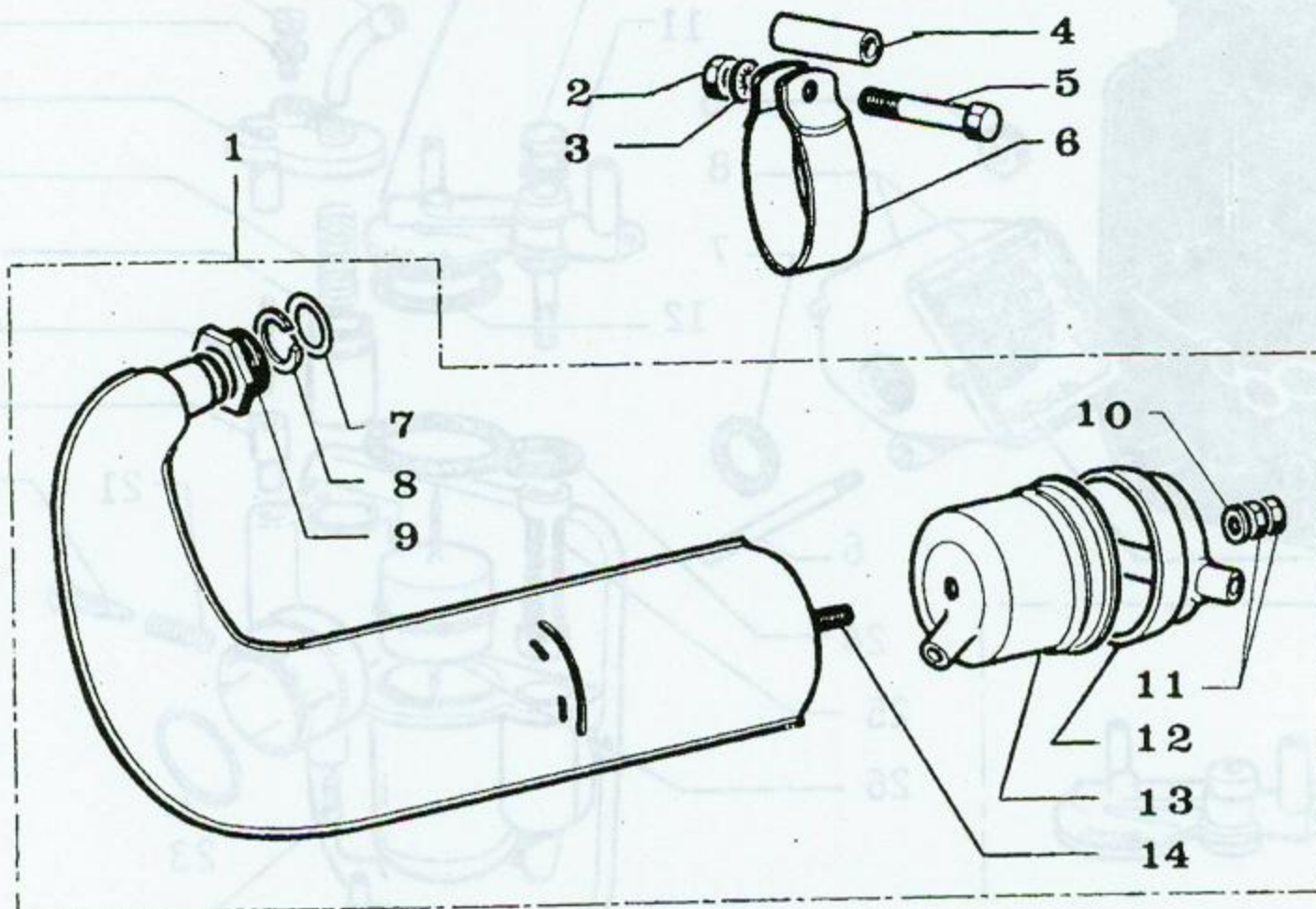
Blunderbuss Exhaust
Fig. 7



NOTE: THIS STYLE EXHAUST HAS BEEN DISCONTINUED. WHEN REPLACING A COMPLETE EXHAUST, USE PART NO. 22872.

INDEX	PART NUMBER	QTY ASSY.	DESCRIPTION
1	N/A	1	Muffler (use part #22872)
2	00687	1	Bolt and Nut Kit
3	14390	1	Collar Exhaust Tube
4	01525	1	Washer
5	00010	1	Nut
6	00675	1	Copper Washer
7	18500	1	Exhaust Nut
8	52791	1	Exhaust Tube
9	01113	1	Washer
10	00010	1	Nut
11	01189	2	Bolt and Nut Kit
12	21712	2	Muffler Clamps

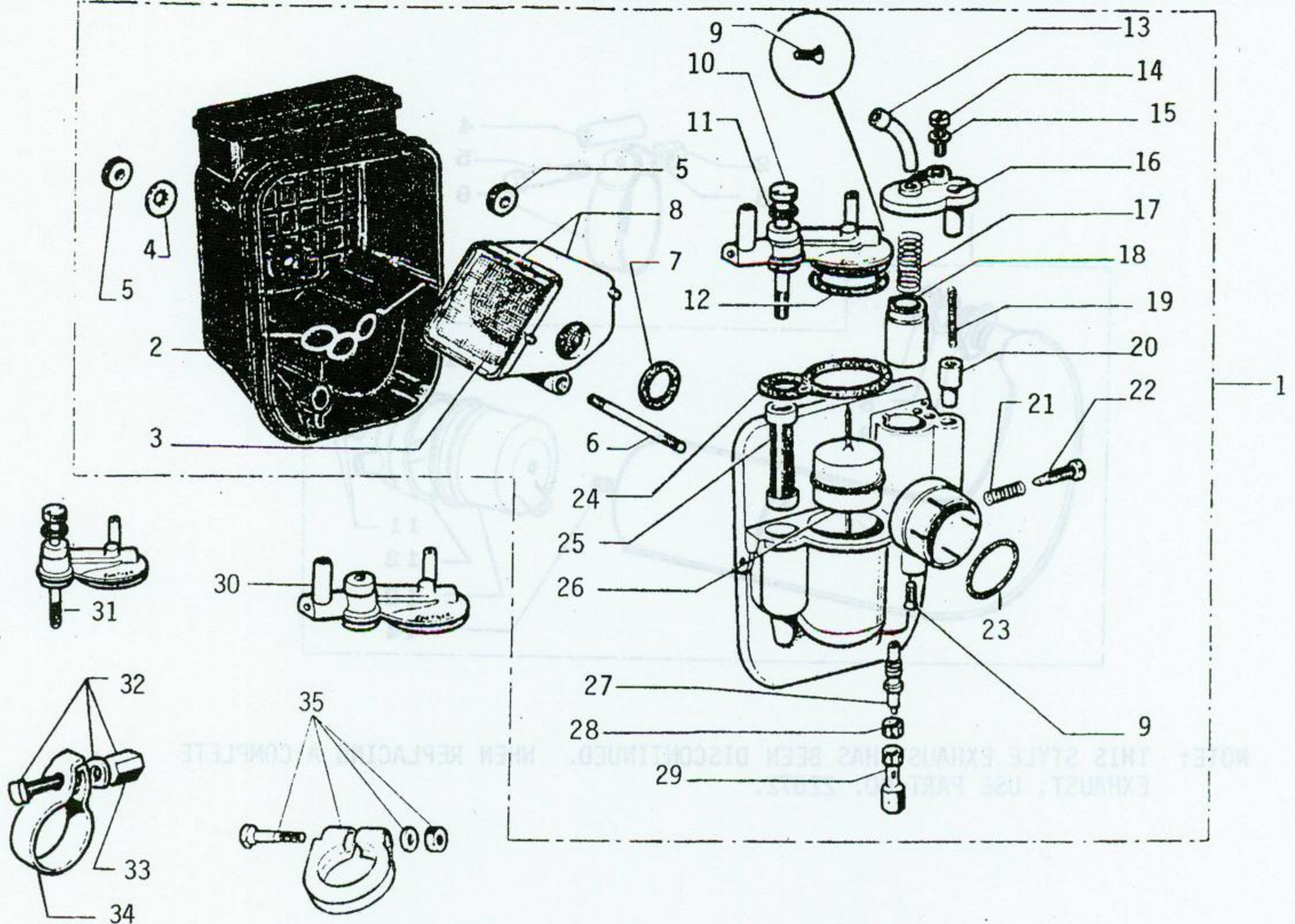
Exhaust
Fig. 8



NOTE: THIS STYLE EXHAUST HAS BEEN DISCONTINUED. WHEN REPLACING A COMPLETE EXHAUST, USE PART NO. 22872.

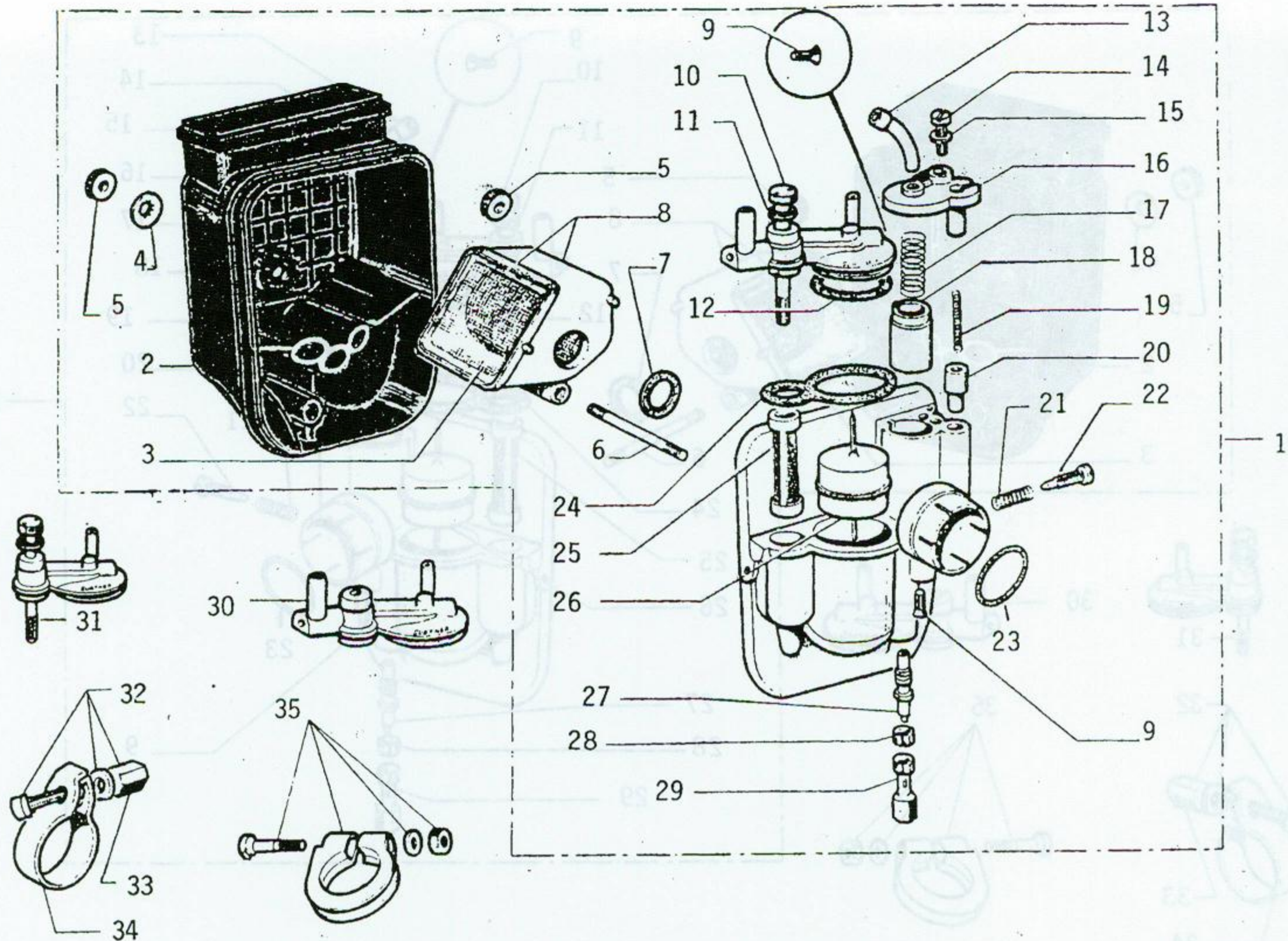
INDEX	PART NUMBER	QTY ASSY.	DESCRIPTION	INDEX
1	N/A	1	Exhaust Complete (use part #22872)	1
2	00011	1	Nut - 7 x 100 x 10mm	2
3	01113	1	Lock Washer -7mm	3
4	19891	1	Spacer - Exhaust Clamp	4
5	01189	1	Bolt - 6 x 100 x 52mm	5
6	19890	1	Clamp - Exhaust	6
7	00675	1	Copper Washer	7
8	14786	1	Ring - Exhaust Nut Thrust	8
9	18500	1	Nut	9
10	01545	1	Flat Washer	10
11	00010	1	Nut - 6 x 100 x 10mm	11
12	19871	1	Baffle - Exhaust (Outer)	12
13	19870	1	Baffle - Exhaust (Internal)	13
14	20212	1	Stud - Muffler (Internal)	14

Exhaust
Fig. 9



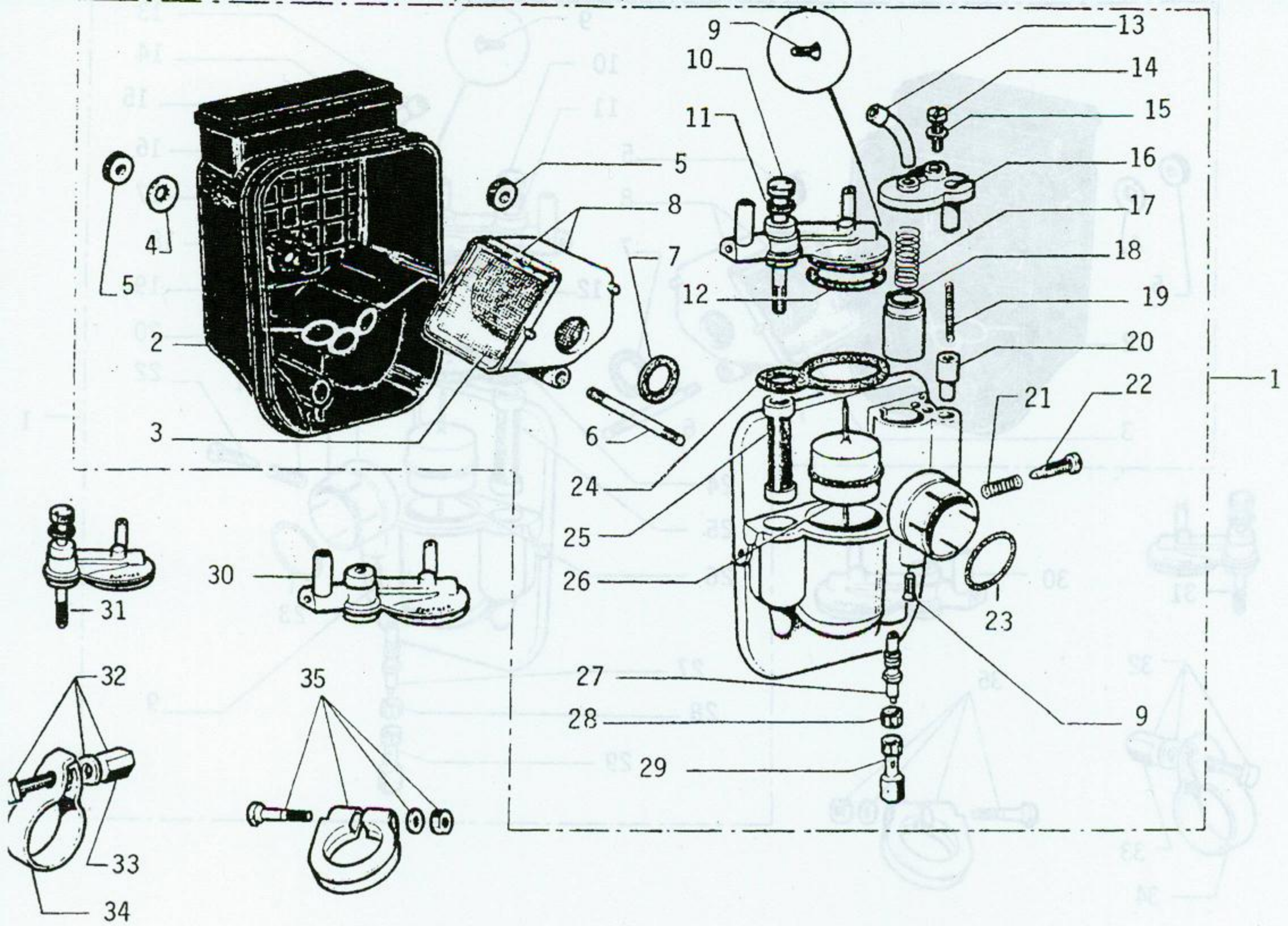
INDEX	PART NUMBER	QTY ASSY.	DESCRIPTION
1	54115	1	Carburetor Complete (20MPH Dimoby)
	54235	1	Carburetor Body (20MPH Dimoby)
1	22160	1	Carburetor Complete (25 and 30MPH Dimoby)
	54466	1	Carburetor Body (25 and 30MPH Dimoby)
2	20949	1	Air Filter Cover
3	20999	1	Filter Screen
4	00874	1	Washer (used on 5mm stud)
4	01172	1	Washer (used on 6mm stud)
5	13339	2	Knurled Nut (used on 5mm stud)
5	23564	2	Knurled Nut (used on 6mm stud)
6	21000	1	Stud (5mm)
6	23562	1	Stud (6mm)
7	20997	1	Air Filter Gasket
8	20996	1	Air Filter Complete (used on 5mm stud)
8	23561	1	Air Filter Complete (used on 6mm stud)
9	19689	2	Threaded Plug
10	19767	1	Bolt
11	15326	1	Gasket
12	20475	1	Float Bowl Sealing Ring
13	21940	2	Cable Guide
14	18893	1	Screw

Carburetor (Dimoby Engine)
Fig. 10



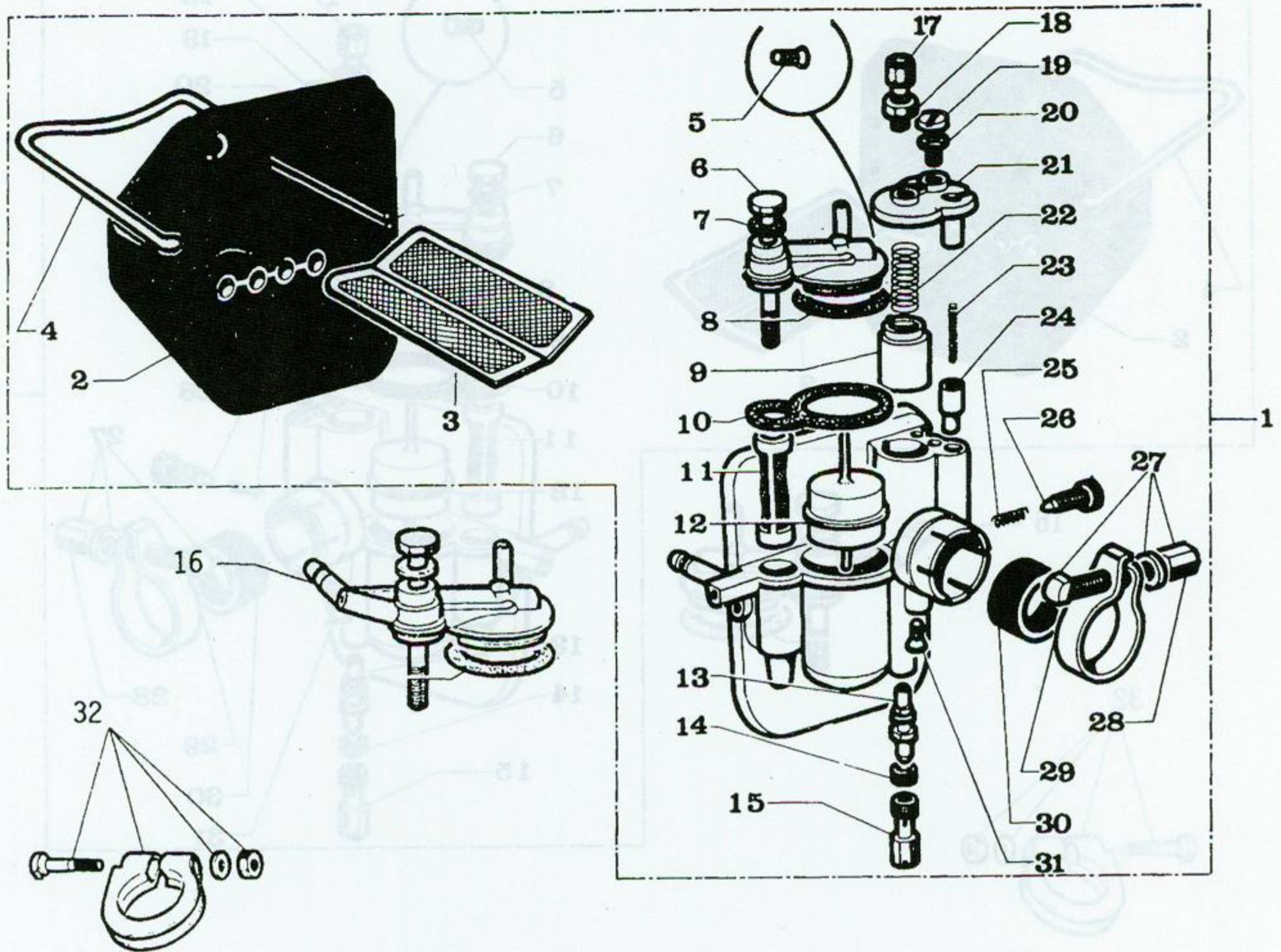
INDEX	PART NUMBER	QTY ASSY.	DESCRIPTION
15	01271	1	Washer
16	21696	1	Slide Cap
17	14107	1	Throttle Slide Return Spring
18	15319	1	Throttle Slide (20MPH Dimoby)
18	19278	1	Throttle Slide (25 and 30MPH Dimoby)
19	14120	1	Choke Slide Return Spring
20	14119	1	Choke Slide (20, 25 and 30MPH Dimoby)
21	00204	1	Idle Screw Tension Spring
22	18892	1	Idle Speed Screw
23	22689	1	Carburetor Mount Sealing Gasket
24	18880	1	Float Chamber Gasket
25	14133	1	Fuel Filter
26	14101	1	Float
27	20573	1	Diffuser (20MPH Dimoby)
27	21002	1	Diffuser (25 and 30MPH Dimoby)
28	20000	1	Diffuser Cap
29	23545	1	Fuel Jet 210cc or #52 (20MPH Dimoby)
29	23547	1	Fuel Jet 230cc or #56 (25 and 30MPH Dimoby)
30	22161	1	Float Chamber Cover (Vertical Fuel Inlet)
31	21228	1	Float Chamber Cover (Horizontal Fuel Inlet)
32	00208	1	Bolt, Nut, and Washer

Carburetor (Dimoby Engine)
Fig. 10 - Cont'd.



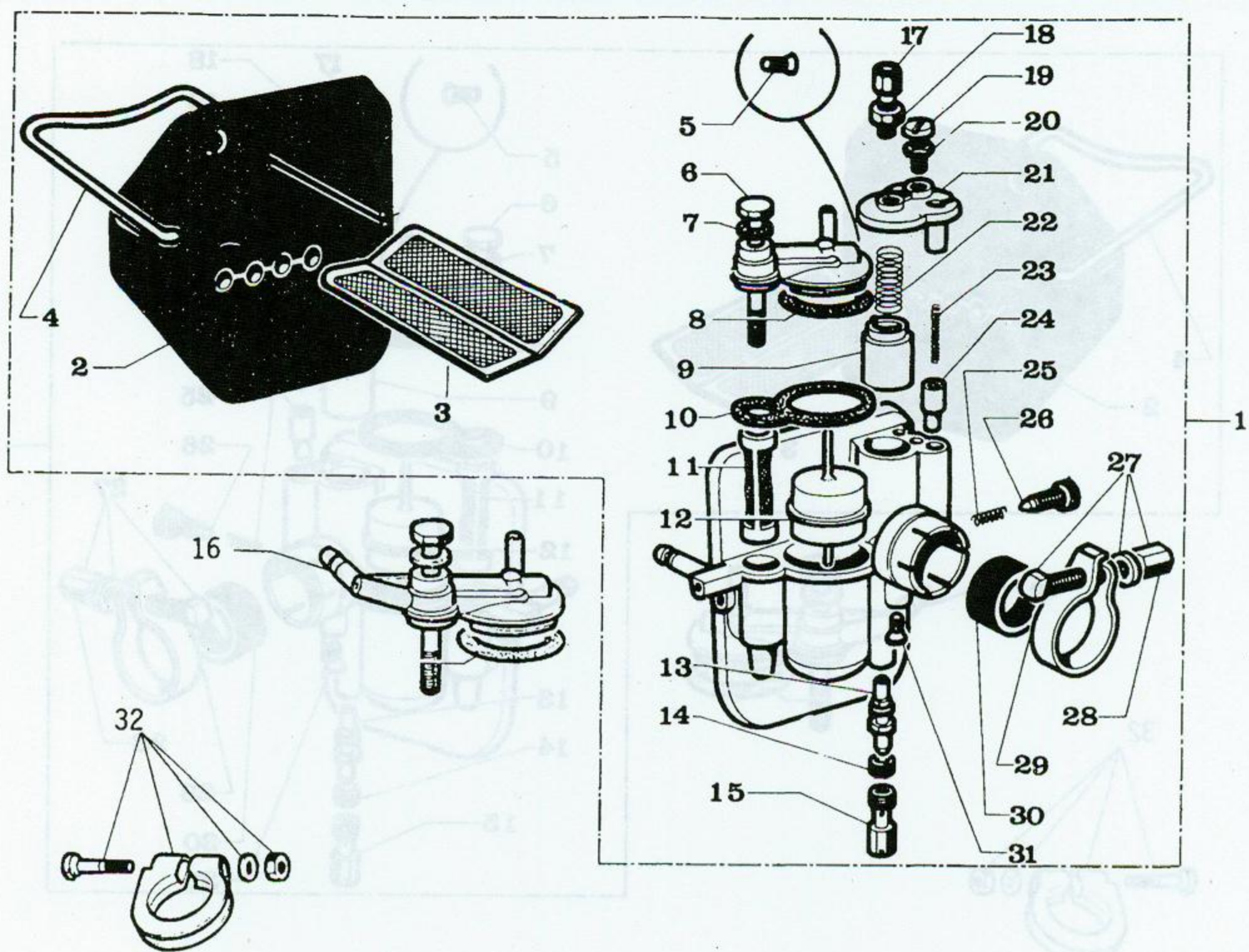
INDEX	PART NUMBER	QTY ASSY.	DESCRIPTION
33	00878	1	Nut
34	15043	1	Carburetor Mount Clamp
35	23134	1	Carburetor Mount Clamp (New Style)

Carburetor (Dimoby Engine)
Fig. 10 - Cont'd.



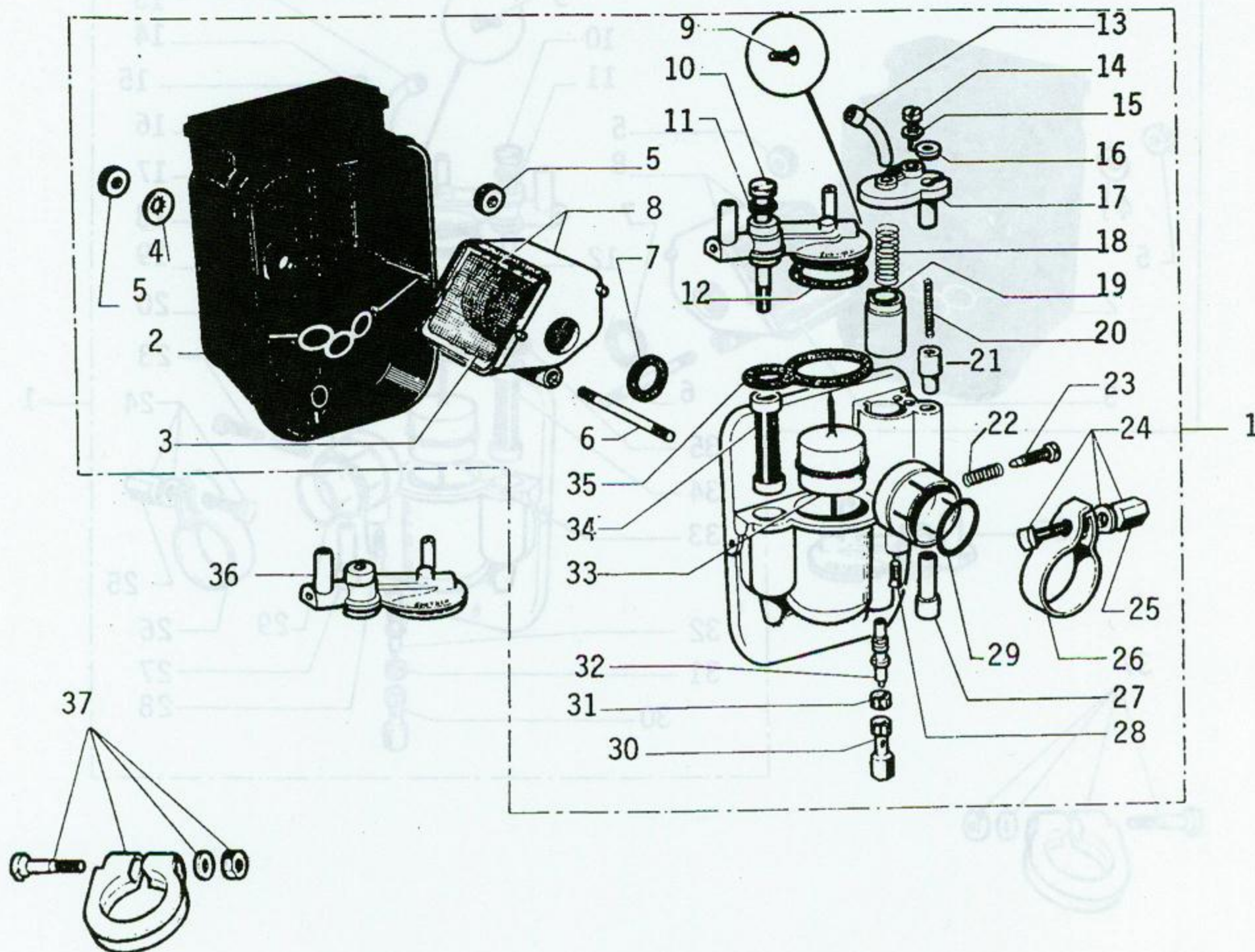
INDEX	PART NUMBER	QTY ASSY.	DESCRIPTION
1	52175	1	Carburetor Complete (25MPH Variator)
	52430	1	Carburetor Body (25MPH Variator)
1	20026	1	Carburetor Complete (30MPH Variator with short inlet pipe manufactured prior to March, 1977)
	53657	1	Carburetor Body (30MPH Variator/Short Pipe)
2	18355	1	Air Filter Cover
3	15041	1	Filter Screen
4	18356	1	Spring Clip
5	19689	1	Threaded Plug
6	19767	1	Bolt
7	15326	1	Gasket
8	20475	1	Float Bowl Sealing Ring
9	15319	1	Throttle Slide (25MPH Variator)
9	19278	1	Throttle Slide (30MPH Variator)
10	18880	1	Float Chamber Gasket
11	14133	1	Fuel Filter
12	14101	1	Float
13	52560	1	Diffuser (25MPH Variator) (Pressed Fit Type)
13	19990	1	Diffuser (30MPH Variator)
14	20000	1	Diffuser Cap
15	51052	1	Fuel Jet K80 (25MPH Variator)

Carburetor (Variator Engine)
Fig. 11



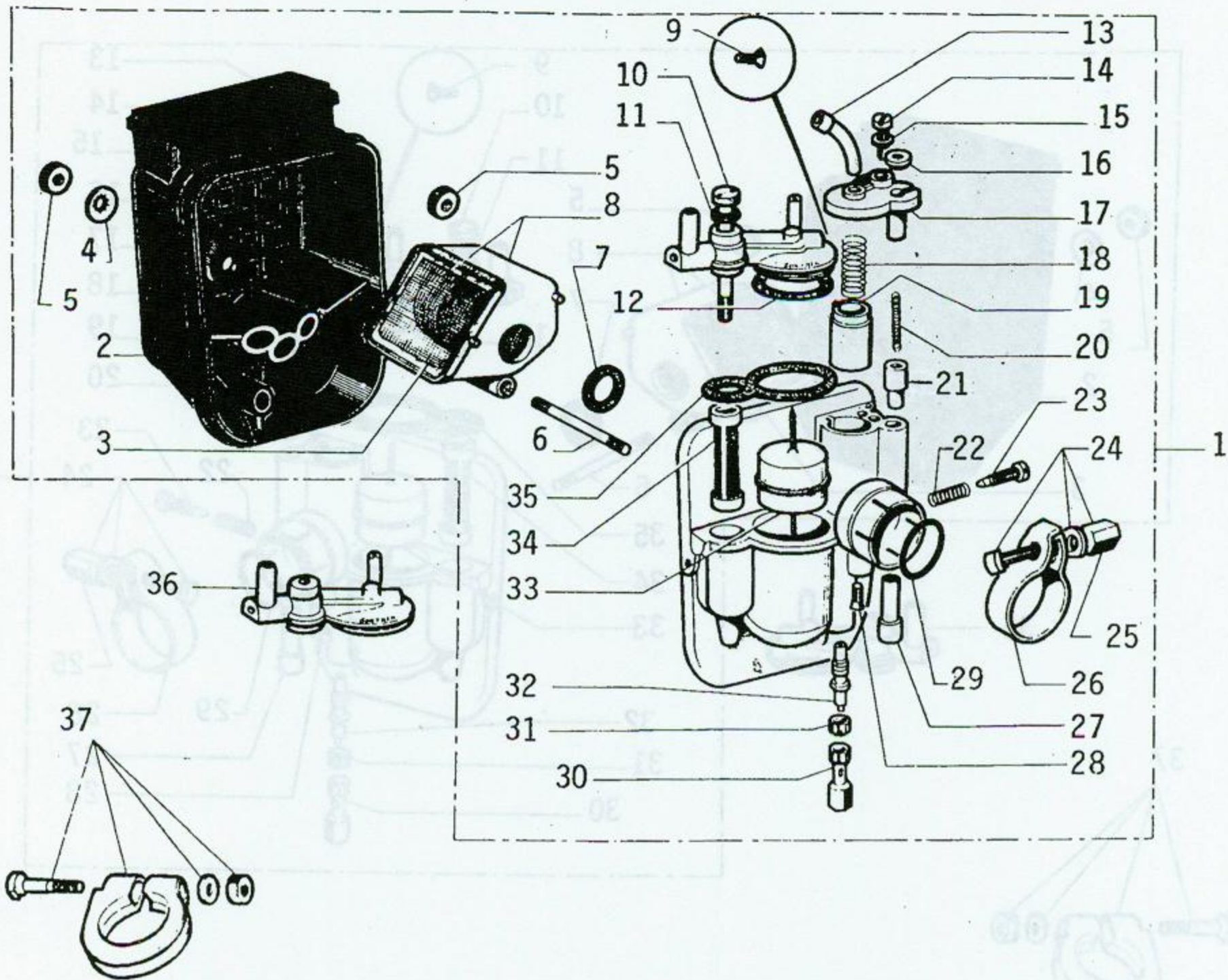
INDEX	PART NUMBER	QTY ASSY.	DESCRIPTION
15	23546	1	Fuel Jet 220cc or #54 (30MPH Variator)
16	22339	1	Float Chamber Cover
17	00189	1	Throttle Cable Fine Adjuster
18	04172	1	Locknut
19	18893	1	Screw
20	01271	1	Washer
21	21229	1	Slide Cap
22	14107	1	Throttle Slide Return Spring
23	14120	1	Choke Slide Return Spring
24	14119	1	Choke Slide
25	00204	1	Idle Screw Tension Spring
26	18892	1	Idle Speed Screw
27	00208	1	Bolt, Nut, and Washer
28	00878	1	Nut
29	15043	1	Carburetor Mount Clamp
30	14100	1	Mounting Sleeve (25MPH Variator)
30	16630	1	Mounting Sleeve (30MPH Variator)
31	19689	1	Threaded Plug
32	23134	1	Carburetor Mount Clamp (New Style)

Carburetor (Variator Engine)
Fig. 11 - Cont'd.



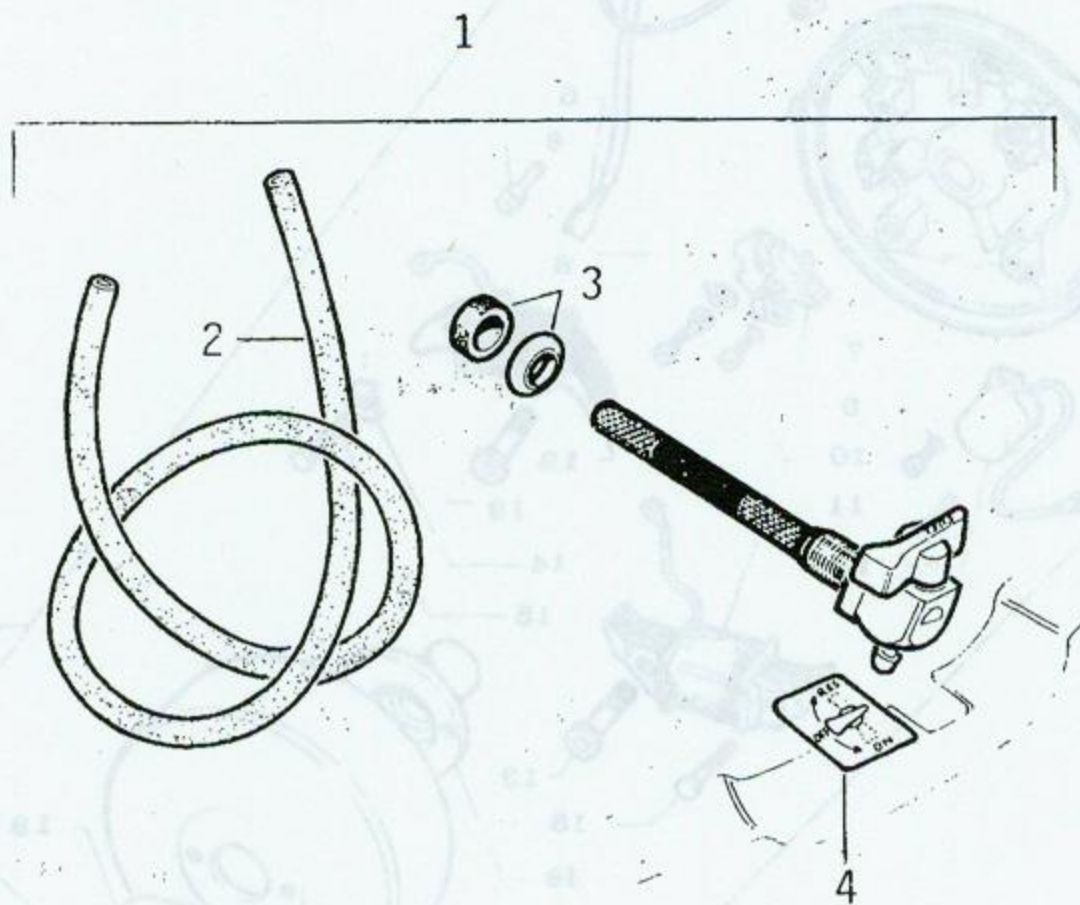
INDEX	PART NUMBER	QTY ASSY.	DESCRIPTION
1	54973	1	Carburetor Complete (30MPH Variator with long inlet pipe manufactured after March, 1977)
	54466	1	Carburetor Body (30MPH Variator/Long Pipe)
2	20949	1	Air Filter Cover
3	20999	1	Filter Screen
4	00874	1	Washer (used on 5mm stud)
4	01172	1	Washer (used on 6mm stud)
5	13339	2	Knurled Nut (used on 5mm stud)
5	23564	2	Knurled Nut (used on 6mm stud)
6	21000	1	Stud (5mm)
6	23562	1	Stud (6mm)
7	20997	1	Air Filter Gasket
8	20996	1	Air Filter Complete (used on 5mm stud)
8	23561	1	Air Filter Complete (used on 6mm stud)
9	19689	1	Threaded Plug
10	19767	1	Bolt
11	15326	1	Gasket
12	20475	1	Float Bowl Sealing Ring
13	21940	2	Cable Guide
14	18893	1	Screw
15	01271	1	Washer

Carburetor (30MPH Variator
Long Pipe)
Fig. 12
PC(50) 17



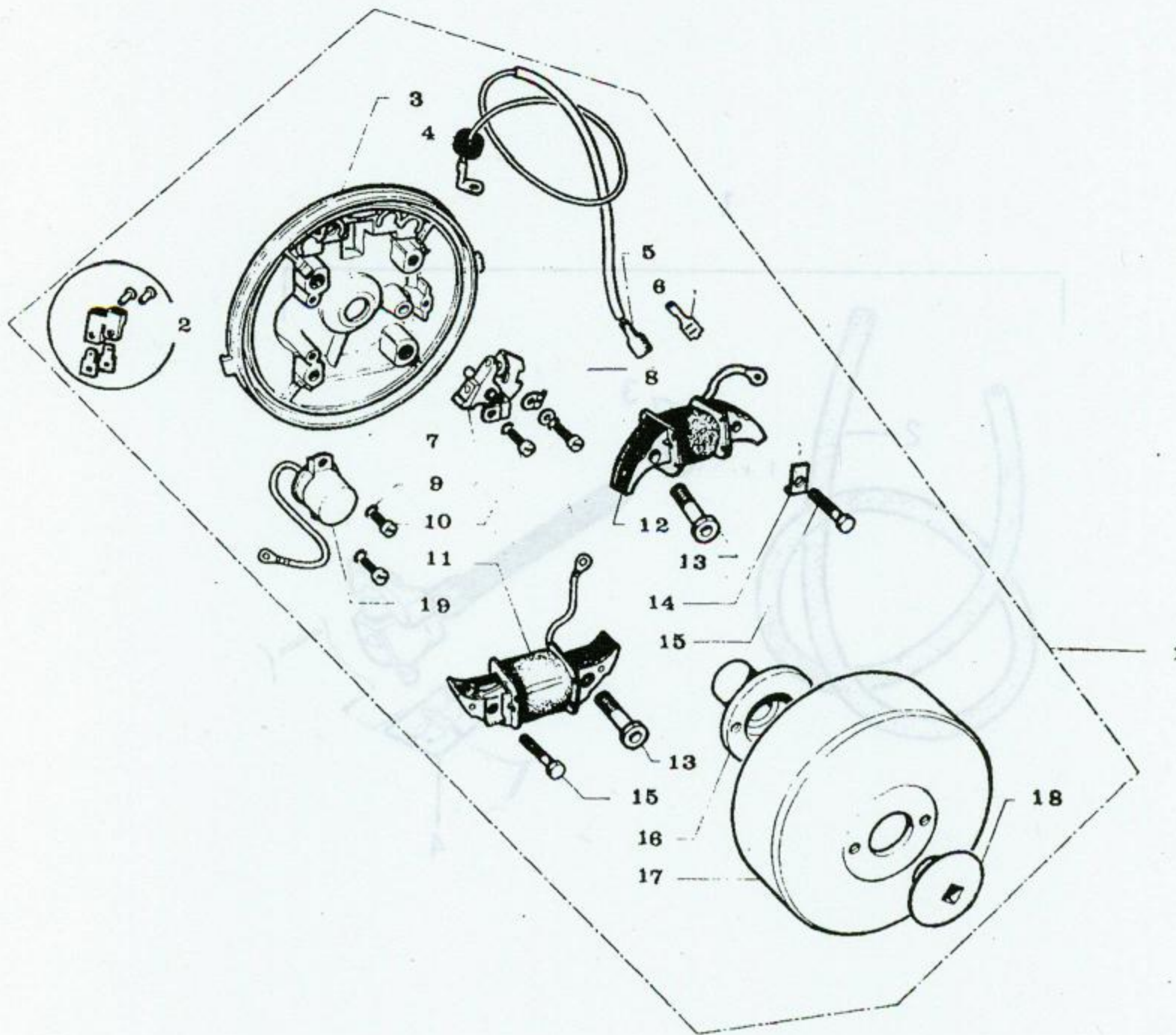
INDEX	PART NUMBER	QTY ASSY.	DESCRIPTION
16	22935	1	Choke Cable Retaining Ring
17	21696	1	Slide Cap
18	14107	1	Throttle Slide Return Spring
19	19278	1	Throttle Slide
20	14120	1	Choke Slide Return Spring
21	14119	1	Choke Slide
22	00204	1	Idle Screw Tension Spring
23	18892	1	Idle Speed Screw
24	00208	1	Bolt, Nut and Washer
25	00878	1	Nut
26	15043	1	Carburetor Mount Clamp
27	22936	1	Choke Push Rod
28	19689	1	Threaded Plug
29	22689	1	Carburetor Mount Sealing Gasket
30	23547	1	Fuel Jet 230cc or #56
31	20000	1	Diffuser Cap
32	22937	1	Diffuser
33	14101	1	Float
34	14133	1	Fuel Filter
35	18880	1	Float Chamber Gasket
36	22161	1	Float Chamber Cover
37	23134	1	Carburetor Mount Clamp (New Style)

Carburetor (30MPH Variator Long Pipe)
Fig. 12 - Cont'd.



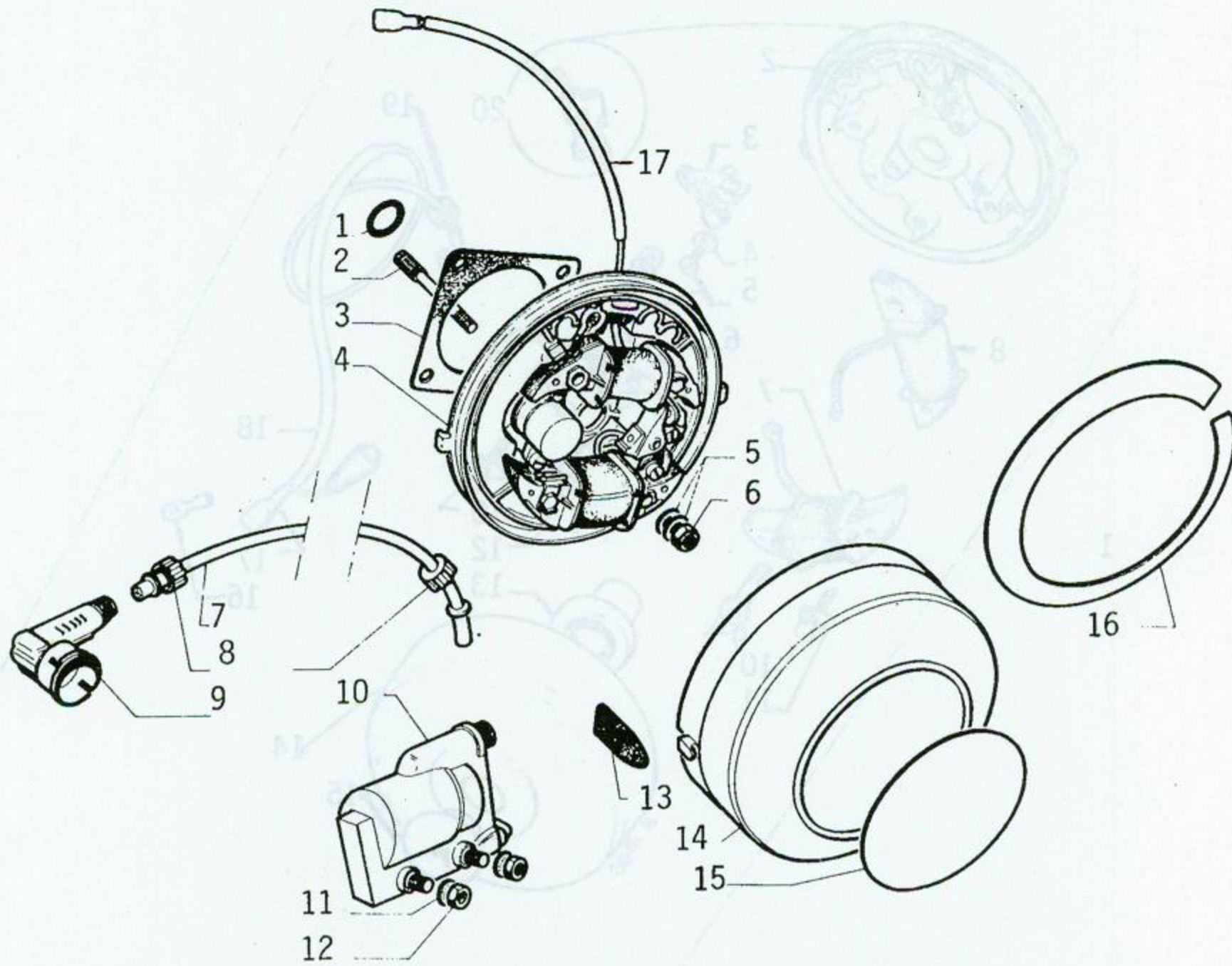
INDEX	PART NUMBER	QTY ASSY.	DESCRIPTION
1	53427	1	Fuel Tap Complete
2	15497	1	Fuel Line
3	22292	1	Mount Hardware
4	54313	1	Fuel Tap Decal (For correct operation)

Fuel Tap
Fig. 13



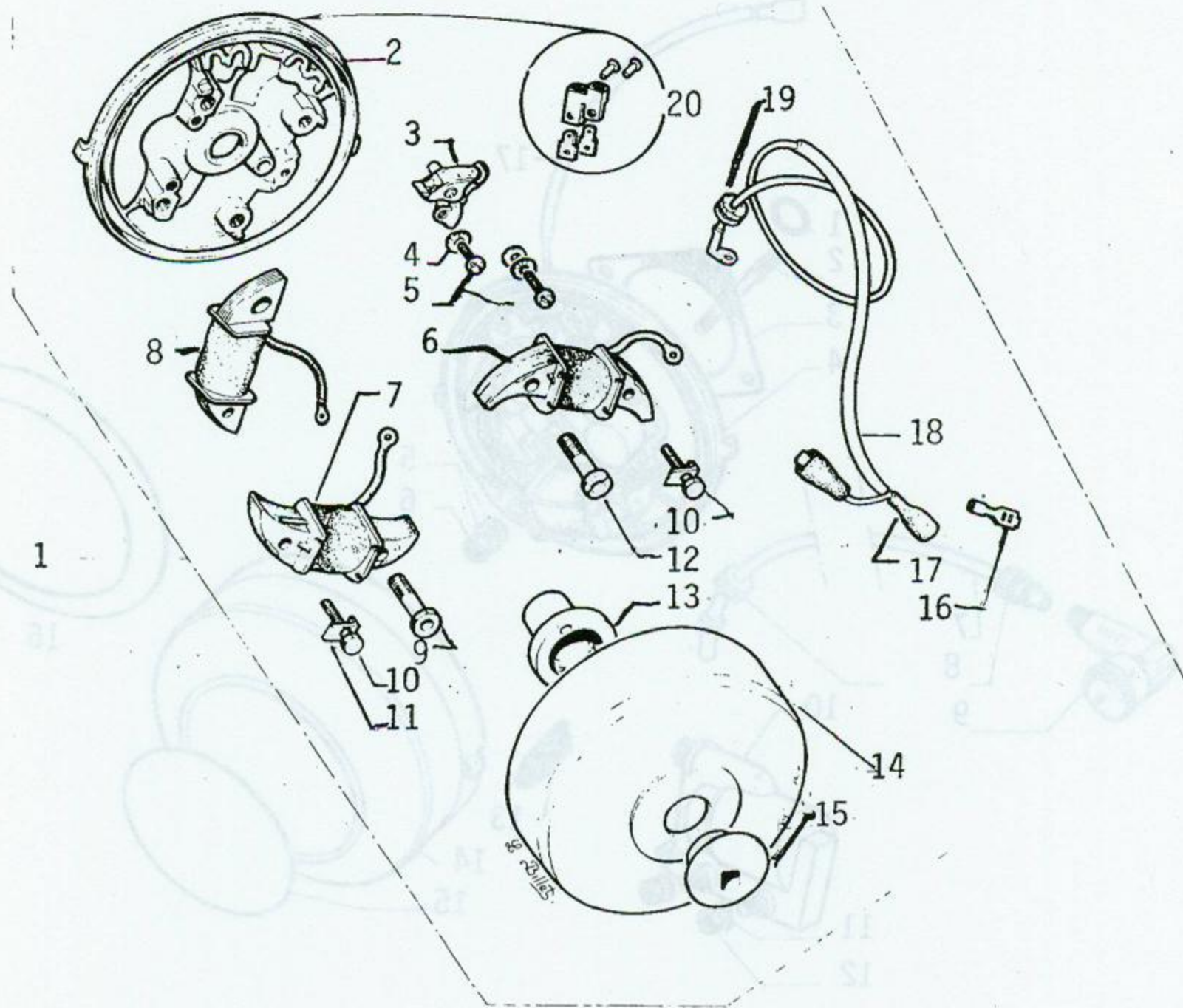
INDEX	PART NUMBER	QTY ASSY.	DESCRIPTION
1	53445	1	Flywheel Magneto Complete (6 Volt)
2	21866	1	Insulator
3	20242	1	Stator Plate
4	04326	1	Gasket
5	16785	1	Cover
6	16525	1	Connector - Female
7	16635	1	Points - Breaker
8	16637	1	Breaker Adjustment Lever
9	01088	4	Washer - 4mm
10	19249	4	Screw
11	53507	1	Horn and Light Coil (6 Volt)
12	53508	1	Exciter Coil (6 Volt)
13	20268	2	Bolt
14	19274	2	Lock Tab
15	21224	2	Screw
16	14873	1	Cam
17	18152	1	Rotor
18	17429	1	Nut
19	16561	1	Condenser (Cylindrical Metal)
19	24112	1	Condenser (Square Plastic)

Flywheel Magneto (6 Volt)
Fig. 14



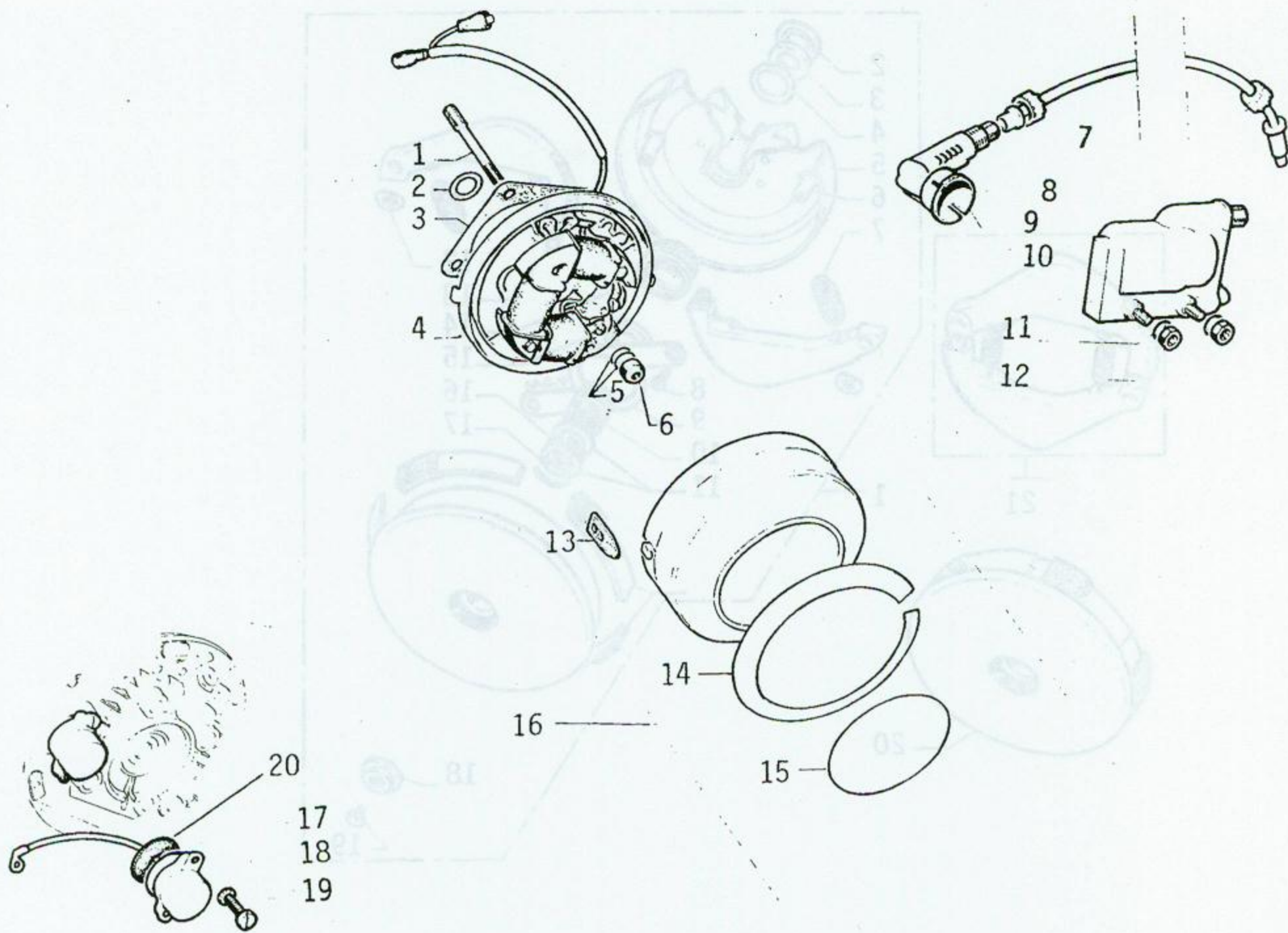
INDEX	PART NUMBER	QTY ASSY.	DESCRIPTION
1	14090	1	Gasket
2	20267	1	Stud
3	18966	1	Gasket
4	53506	1	Stator Plate Complete (6 Volt)
5	01271	2	Washer
6	01436	1	Nylock Nut
7	20452	1	High Tension Wire
8	20351	2	Nut
9	23478	1	Suppressor Cap (Novi)
9	54240	1	Suppressor Cap (Bosch)
10	23849	1	H.T. Coil
11	00874	2	Washer
12	01485	2	Nut
13	20398	2	Magneto Cover Mounting Tabs
14	20397	1	Magneto Cover Complete
15	20459	1	Decal
16	21676	1	Decal
17	54196	1	Wire Complete

Flywheel Magneto (6 Volt)
Fig. 15



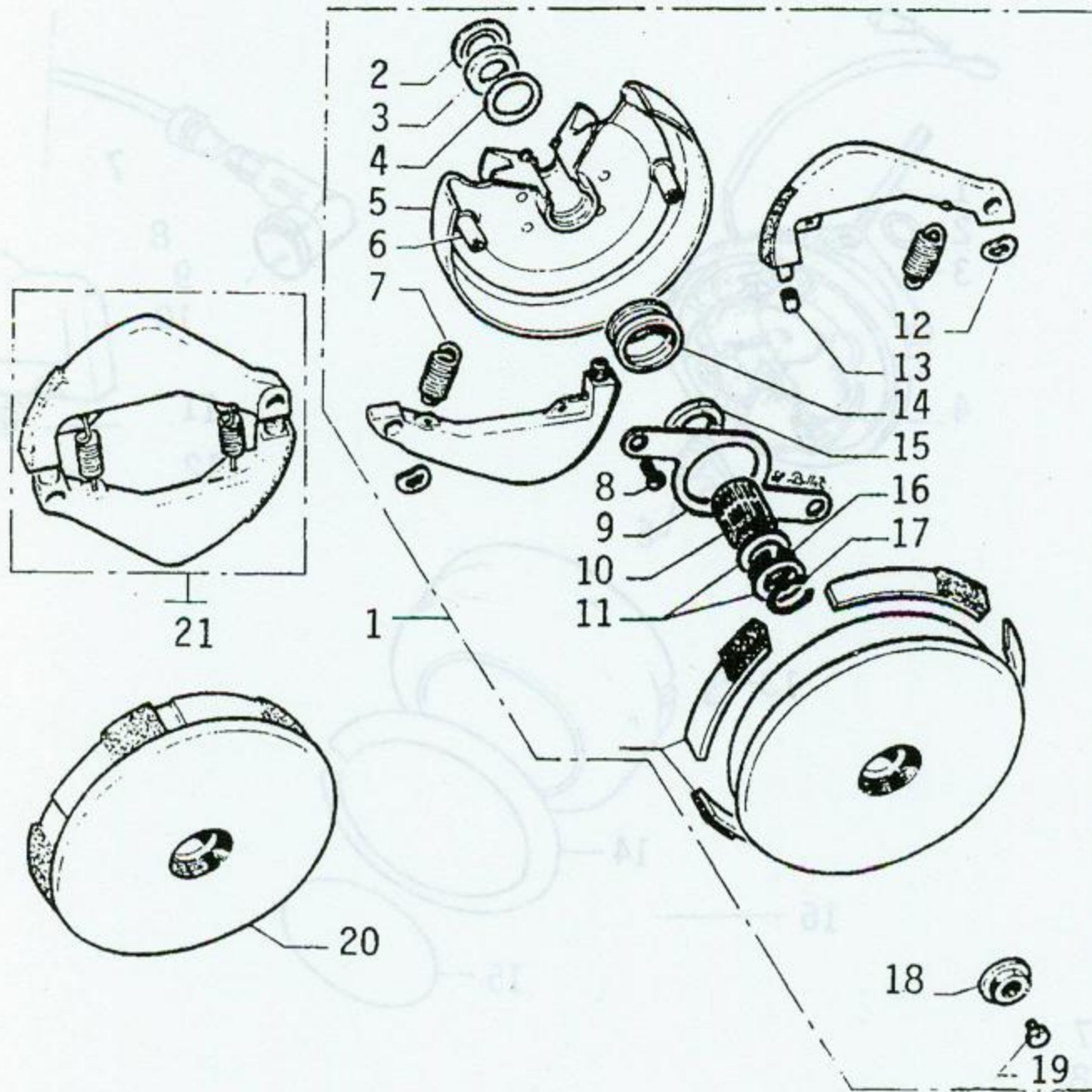
INDEX	PART NUMBER	QTY ASSY.	DESCRIPTION
1	54178	1	Magneto Complete 12 Volt
2	54195	1	Stator Plate Stripped (12 Volt)
3	16635	1	Ignition Points
4	01088	2	Washer
5	19249	2	Screw
6	54198	1	Lighting Coil (12 Volt)
7	54199	1	Horn and Stop Light Coil (12 Volt)
8	54197	1	Exciter Coil (12 Volt)
9	21327	1	Screw
10	21224	2	Screw
11	19274	2	Lock Tab
12	23510	1	Screw
13	14873	1	Cam
14	18152	1	Rotor
15	17429	1	Nut (LH Thread)
16	16525	2	Connector
17	16785	2	Cover
18	54196	1	Wire Complete
19	04326	1	Gasket
20	21866	1	Terminal Kit

Magneto (12 Volt)
Fig. 16



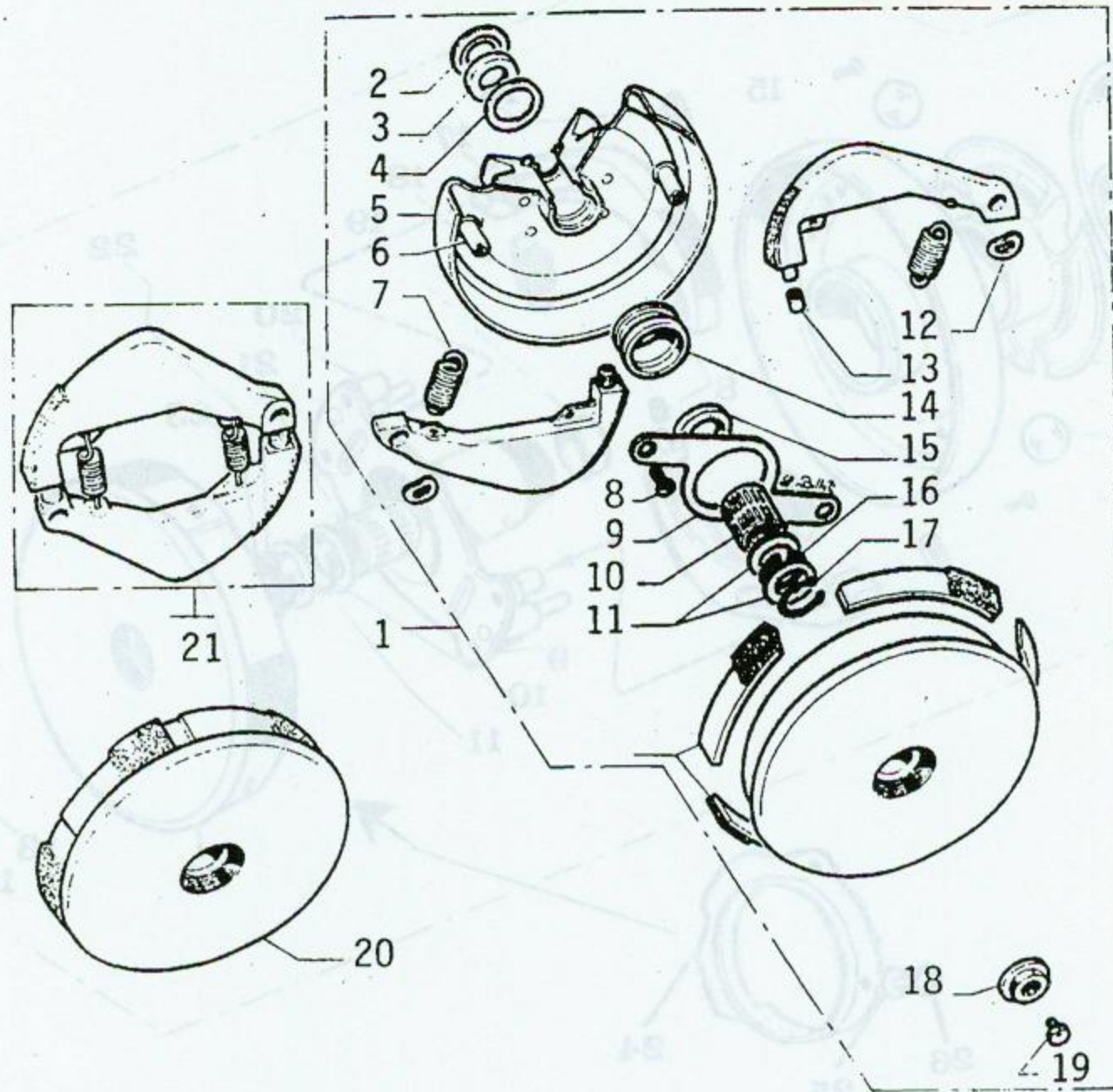
INDEX	PART NUMBER	QTY ASSY.	DESCRIPTION
1	21428	1	Left Stud (64mm)
1	20267	1	Right Stud (60mm)
2	14090	1	Gasket
3	18966	1	Gasket
4	54194	1	Stator Plate Complete (12 Volt)
5	01271	2	Washer
6	01436	2	Nylock Nut
7	20452	1	H.T. Wire
8	20351	2	Nut
9	23478	1	Radio Suppressor (Novi)
9	54240	1	Radio Suppressor (Bosch)
10	23849	1	H.T. Coil
11	00874	2	Washer
12	01485	2	Nut
13	20398	2	Mount Tab
14	21676	1	Decal
15	20459	1	Decal
16	20397	1	Cover Complete
17	16561	1	Condenser (Cylindrical Metal)
17	24112	1	Condenser (Square Plastic)
18	01088	2	Washer
19	19249	2	Screw
20	23560	1	Rubber Gasket

Magneto (12 Volt)
Fig. 17



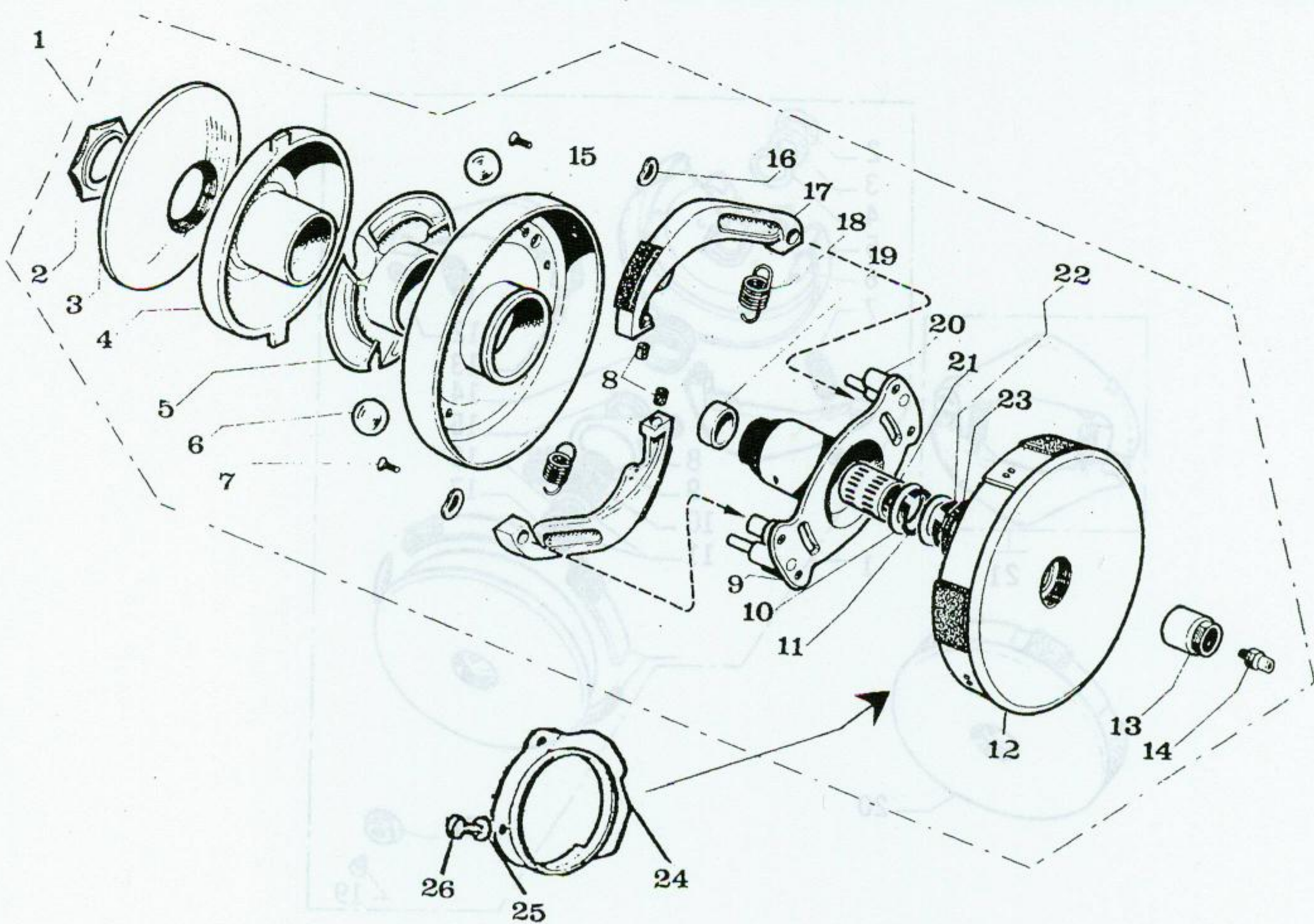
INDEX	PART NUMBER	QTY ASSY.	DESCRIPTION
1	22914	1	Clutch Complete (Dimoby)
2	14750	1	Washer
3	14567	1	Felt Seal
4	14588	1	Washer
5	19228	1	Flange and Clutch Pulley
6	20456	2	Pin Clutch Flyweight Mounting
7	22402	2	Spring
8	15356	2	Screw
9	21682	1	Counter Flange
10	14712	1	Bearing
11	14562	2	Spacer Standard Replacement (.5mm)
11	14931	1	Spacer (.1mm) (For end play adjustment)
11	14932	1	Spacer (.4mm)
11	14933	1	Spacer (.45mm)
12	21946	2	Washer
13	22401	2	Clutch Riser Stop
14	17252	1	Oil Deflector
15	17253	1	Felt Seal
16	14561	1	Circlip
17	14563	1	Circlip
18	17454	1	Lock Nut - Clutch Drum

Dimoby Clutch
Fig. 18



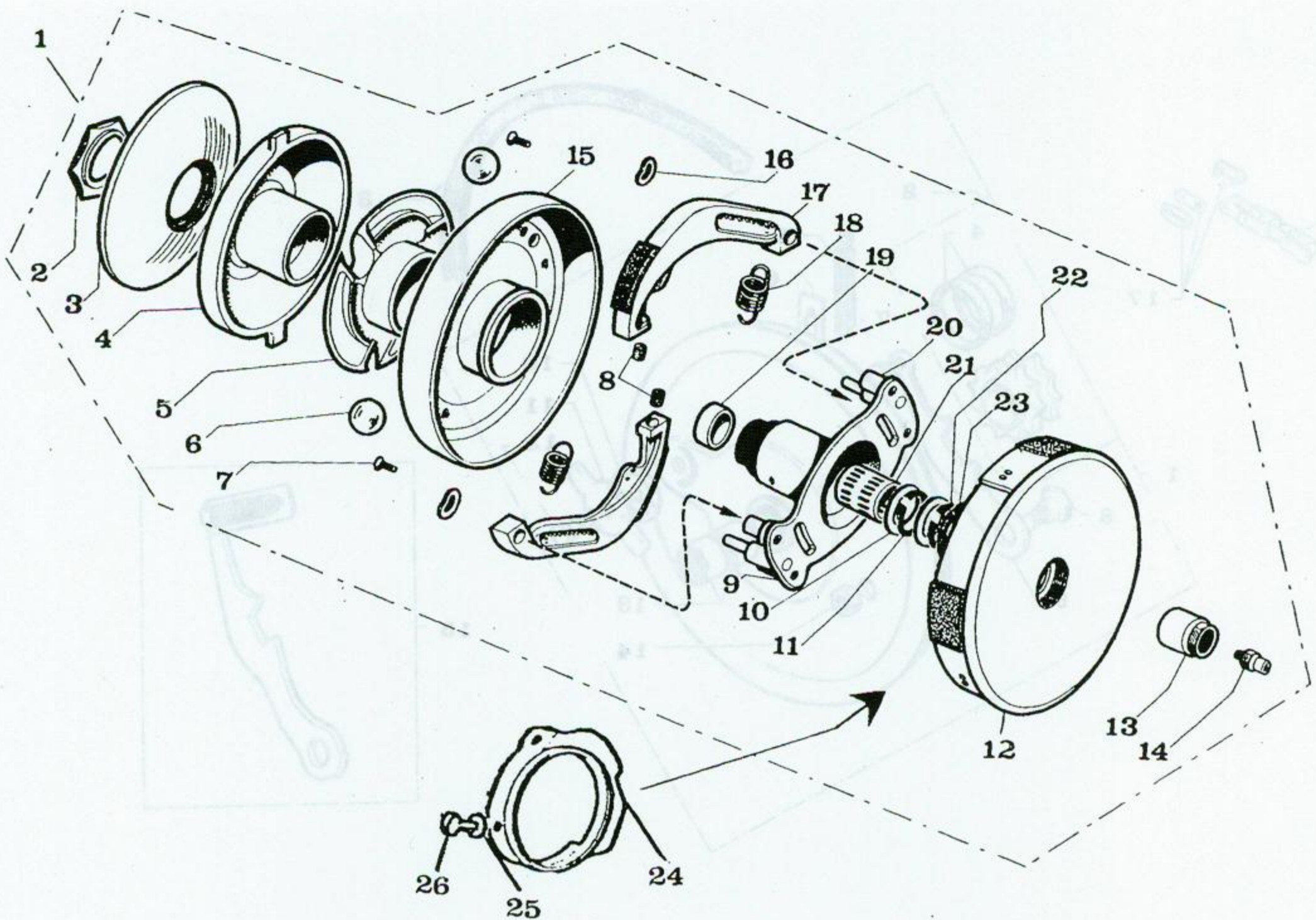
INDEX	PART NUMBER	QTY ASSY.	DESCRIPTION
19	14587	1	Nipple Grease Fitting
19	22896	1	Flat Grease Fitting
20	22898	1	Clutch Drum
21	22400	2	Clutch Flyweight (set of two)

Dimoby Clutch - Cont'd.
Fig. 18



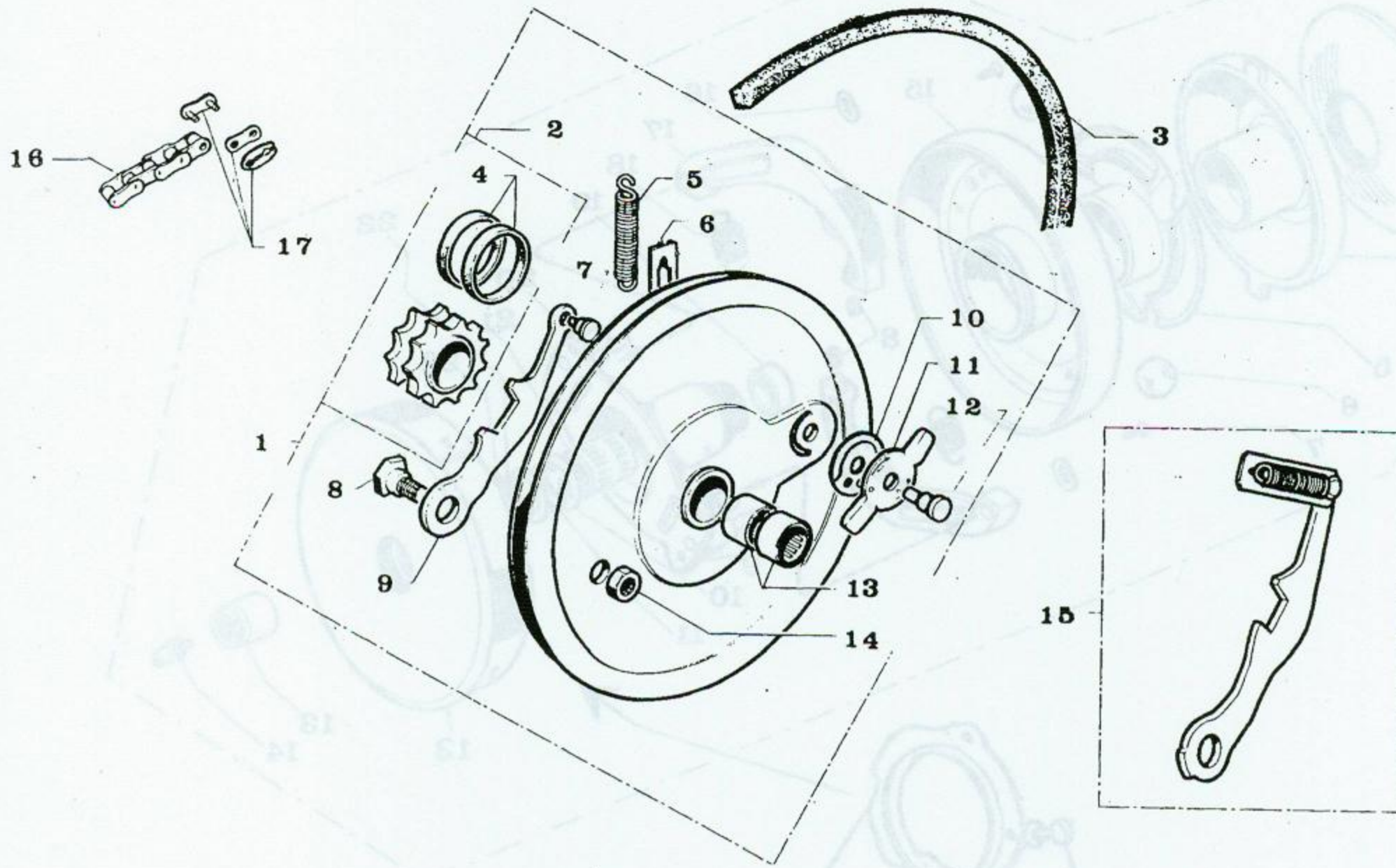
INDEX	PART NUMBER	QTY ASSY.	DESCRIPTION
1	23695	1	Clutch and Variator Complete (3 Ball)
1	24659	1	Clutch and Variator Complete (4 Ball)
2	16845	1	Nut
3	17797	1	Fixed Pulley Cheek
4	19262	1	Movable Pulley Cheek
5	20638	1	Ball Retainer (used on 3 ball variator)
5	23398	1	Ball Retainer (used on 4 ball variator)
6	16723	3	Ball
7	15356	4	Screw
8	22401	2	Clutch Riser Stop
9	16842	1	Variator Hub
10	14562	2	Spacer (Standard Replacement .5mm)
10	14931		Spacer .1mm (For end play adjustment)
10	14932		Spacer .25mm (For end play adjustment)
10	14933		Spacer .45mm (For end play adjustment)
11	14561	1	Circlip
12	22925	1	Variator Clutch Drum
13	17455	1	Nut
14	14587	1	Grease Fitting (Nipple Type)
14	22896	1	Grease Fitting (Flat Type)
15	20683	1	Flange

Variator Clutch
Fig. 19



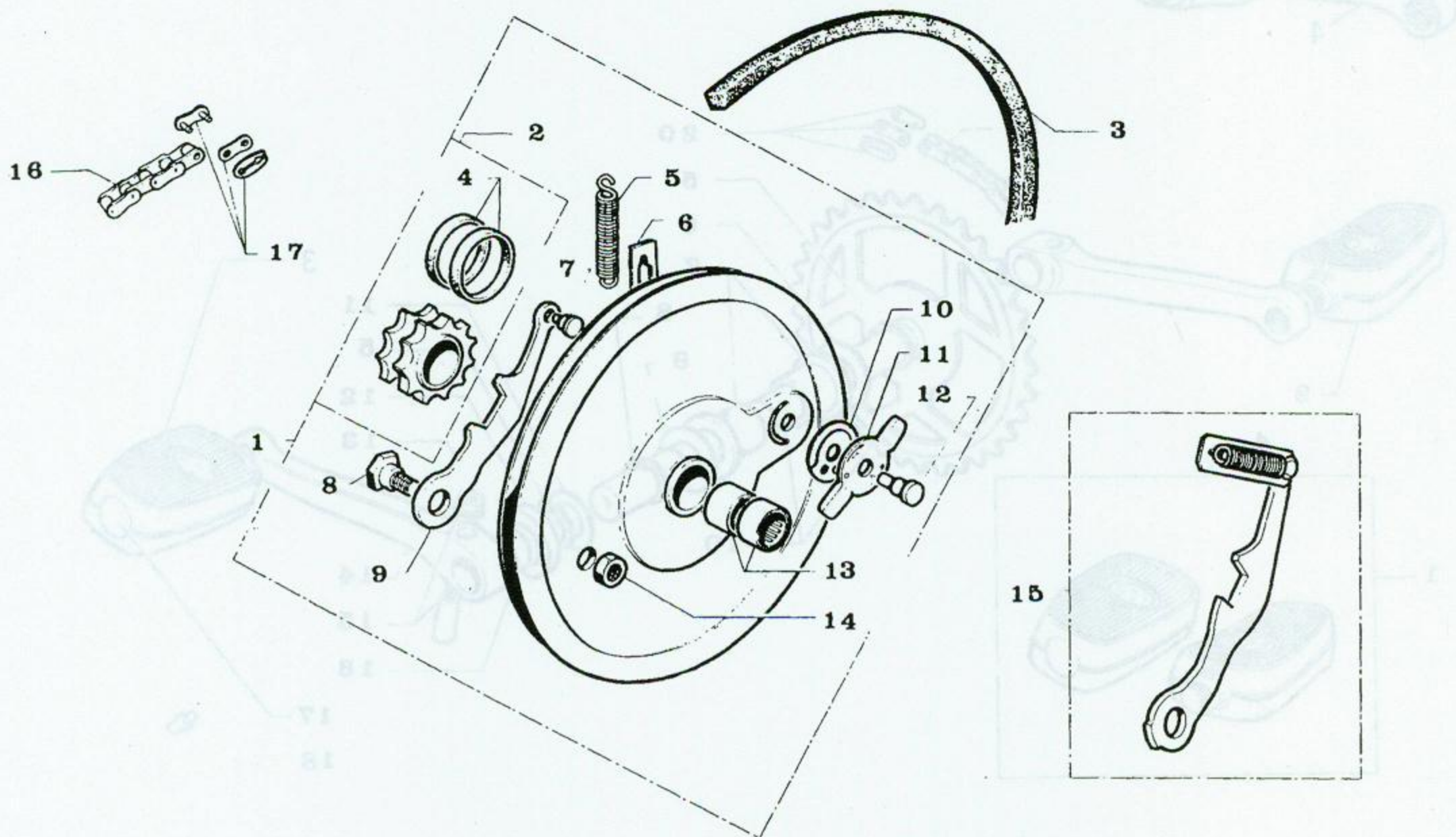
INDEX	PART NUMBER	QTY ASSY.	DESCRIPTION
16	21946	1	Lock Washer
17	22924	1	One Set of Flyweights with Springs
18	22402	2	Springs
19	15187	1	Clutch Hub Cap
20	20456	2	Rivet Post
21	14712	1	Bearing
22	14563	1	Circlip
23	15349	1	Clutch Drum Gasket ("O" Ring)
24	19851	1	Variator Belt Guard
25	17426	1	Plastic Washer
26	17425	1	Screw

Variator Clutch - Cont'd.
Fig. 19



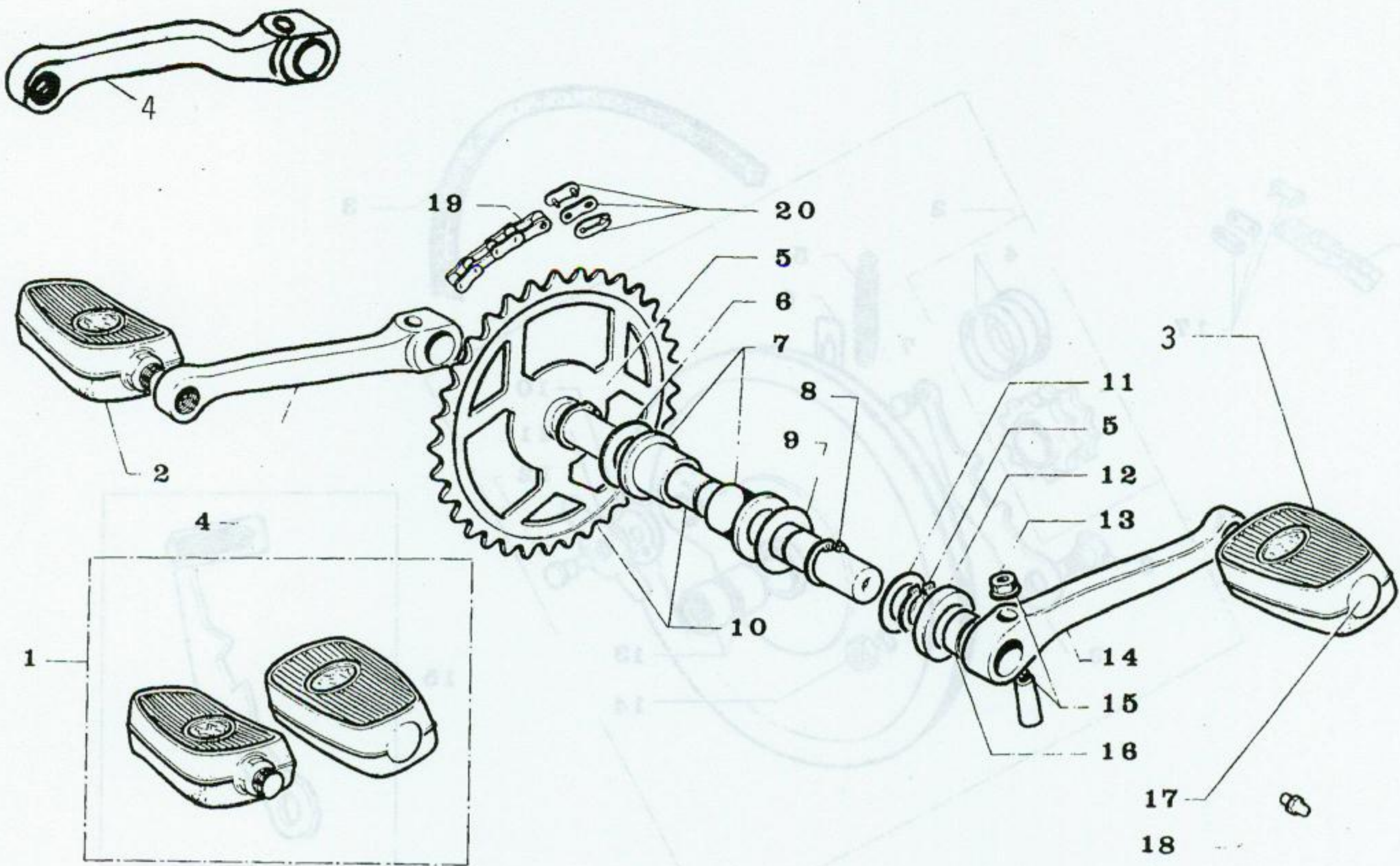
INDEX	PART NUMBER	QTY ASSY.	DESCRIPTION
1	18940	1	Pulley Complete (20MPH Dimoby Engine)
1	16653	1	Pulley Complete (25MPH Dimoby Engine)
1	16653	1	Pulley Complete (25 and 30MPH Variator Engine)
1	20731	1	Pulley Complete (30MPH Dimoby Engine)
2	18939	1	Sprocket 12 Teeth (20MPH Dimoby Engine)
2	17352	1	Sprocket 11 Teeth (25MPH Dimoby Engine)
2	17352	1	Sprocket 11 Teeth (25 and 30MPH Variator Engine)
2	20732	1	Sprocket 13 Teeth (30MPH Dimoby Engine)
3	14756	1	Drive Belt
4	17353	2	Sprocket Bands
5	15219	1	Spring
6	16960	1	Pulley Spring Limiter
7	15220	1	Bolt
8	18275	1	Bolt
9	17517	1	Lever (20MPH Dimoby Engine)
9	17515	1	Lever (25MPH Dimoby Engine)
9	17515	1	Lever (25 and 30MPH Variator Engine)
9	20735	1	Lever (30MPH Dimoby Engine)
10	15217	1	Washer
11	15216	1	Selector Knob
12	15218	1	Swivel Pin

Pulley
Fig. 20



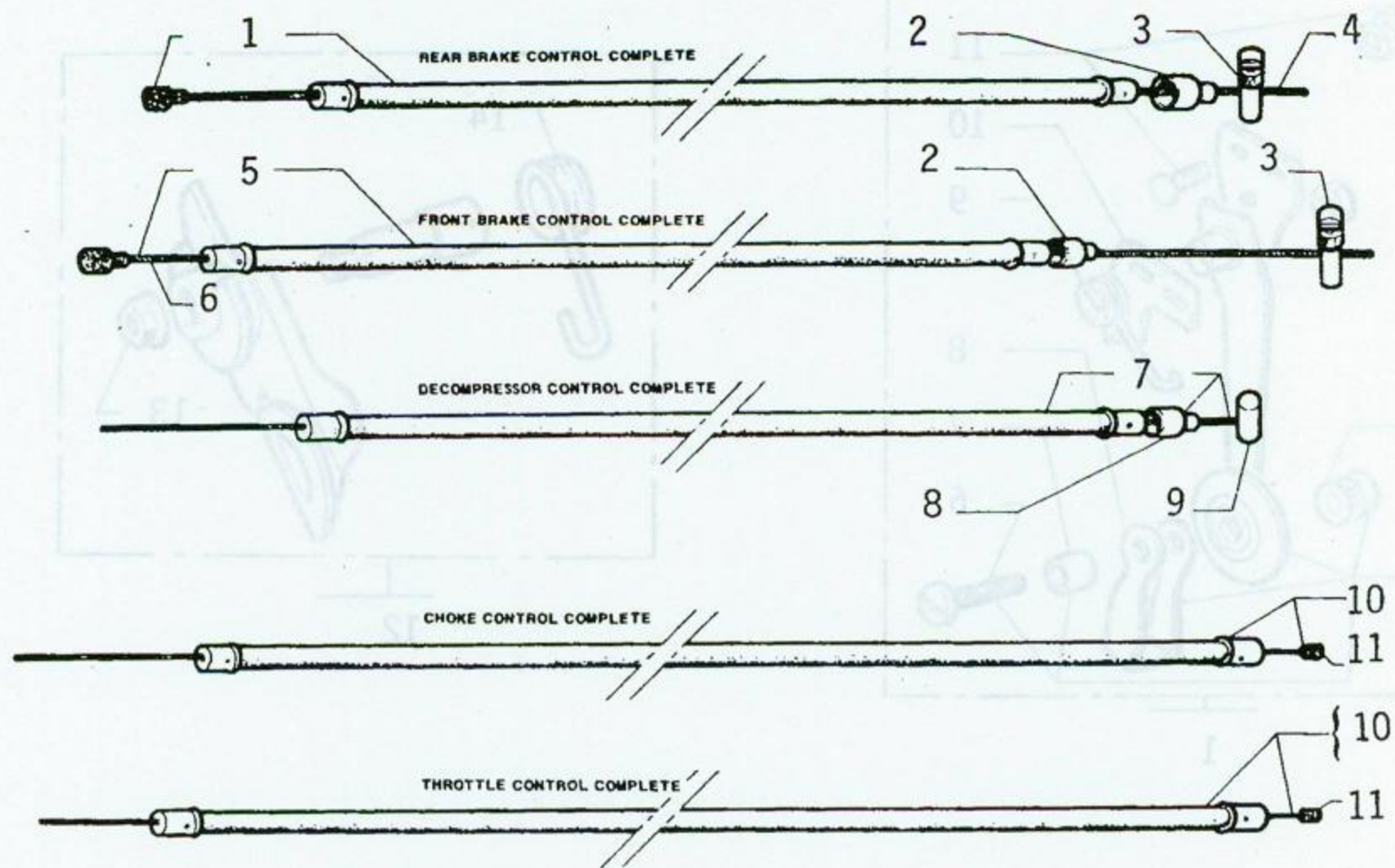
INDEX	PART NUMBER	QTY ASSY.	DESCRIPTION
13	14330	2	Caged Needle Bearing
14	14147	1	Nut
15	17518	1	Lock Lever Complete (20MPH)
15	17516	1	Lock Lever Complete (25MPH Dimoby Engine)
15	17516	1	Lock Lever Complete (25 and 30MPH Variator Engine)
15	20736	1	Lock Lever Complete (30MPH Dimoby Engine)
16	18368	1	Chain 99 Links (20MPH Dimoby Engine)
16	17693	1	Chain 96 Links (25MPH Dimoby Engine)
16	18370	1	Chain 102 Links (25 and 30MPH Variator Engine)
16	18427	1	Chain 97 Links (30MPH Dimoby Engine)
17	17695	1	Chain Quick Link

Pulley - Cont'd.
Fig. 20



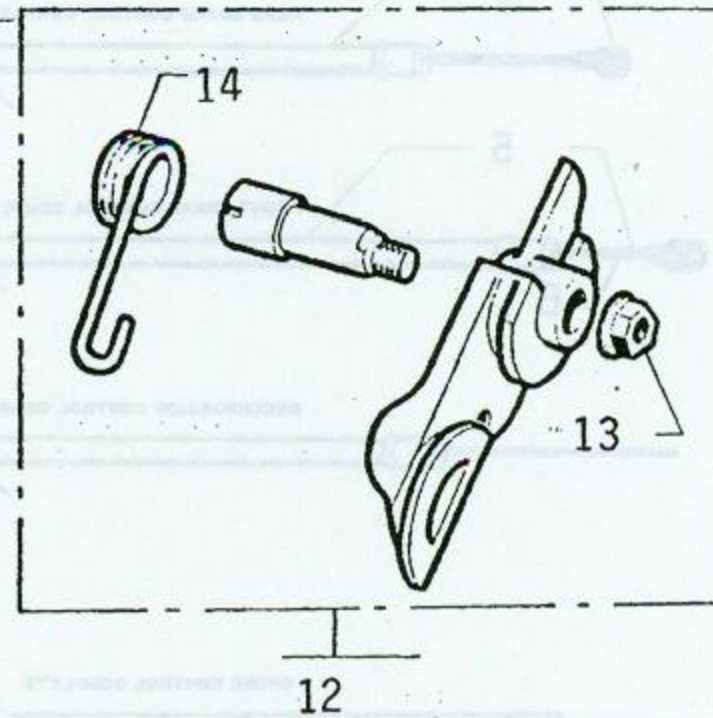
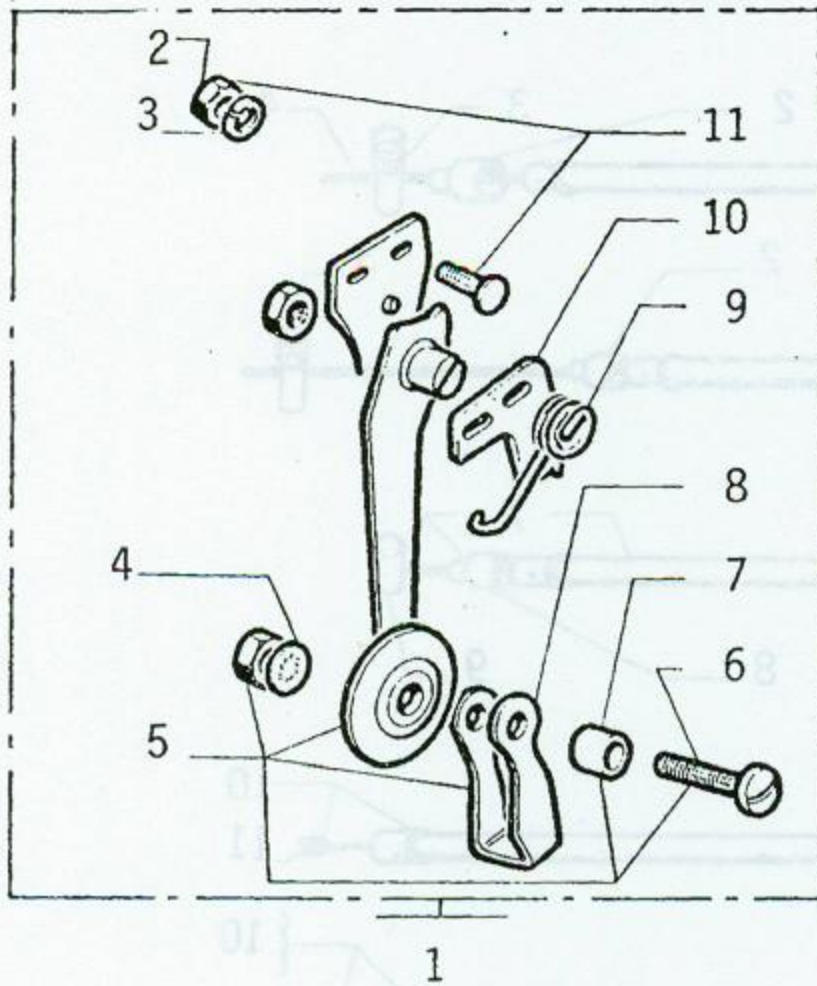
INDEX	PART NUMBER	QTY ASSY.	DESCRIPTION
1	20056	1	Pedals - Pair
2	N/A	1	Replaced by number 20056
3	N/A	1	Replaced by number 20056
4	20733	1	Pedal Arm - Right (Not for 50VLX)
4	22975	1	Pedal Arm - Right (50VLX)
5	14158	1	Circlip
6	15998	1	Thrust Washer
7	14179	2	Pedal Axle Bushings
8	16566	1	Circlip
9	14863	1	Thrust Washer (.1mm)
9	14865	1	Thrust Washer (.3mm)
9	15001	1	Thrust Washer (.4mm)
10	20737	1	Pedal Crank
11	14153	1	Thrust Washer
12	16568	1	Oil Deflector
13	20441	1	Nut
14	20734	1	Pedal Arm Left
15	00006	1	Pedal Pin
16	20738	1	Spacer
17	20697	2	Pedal Cap
18	22868	1	Grease Fitting
19	21142	1	Chain 93 Links (Dimoby Engine)
19	17694	1	Chain 94 Links (Variator Engine)
20	14368	1	Chain Quick Link

Pedal Crank
Fig. 21



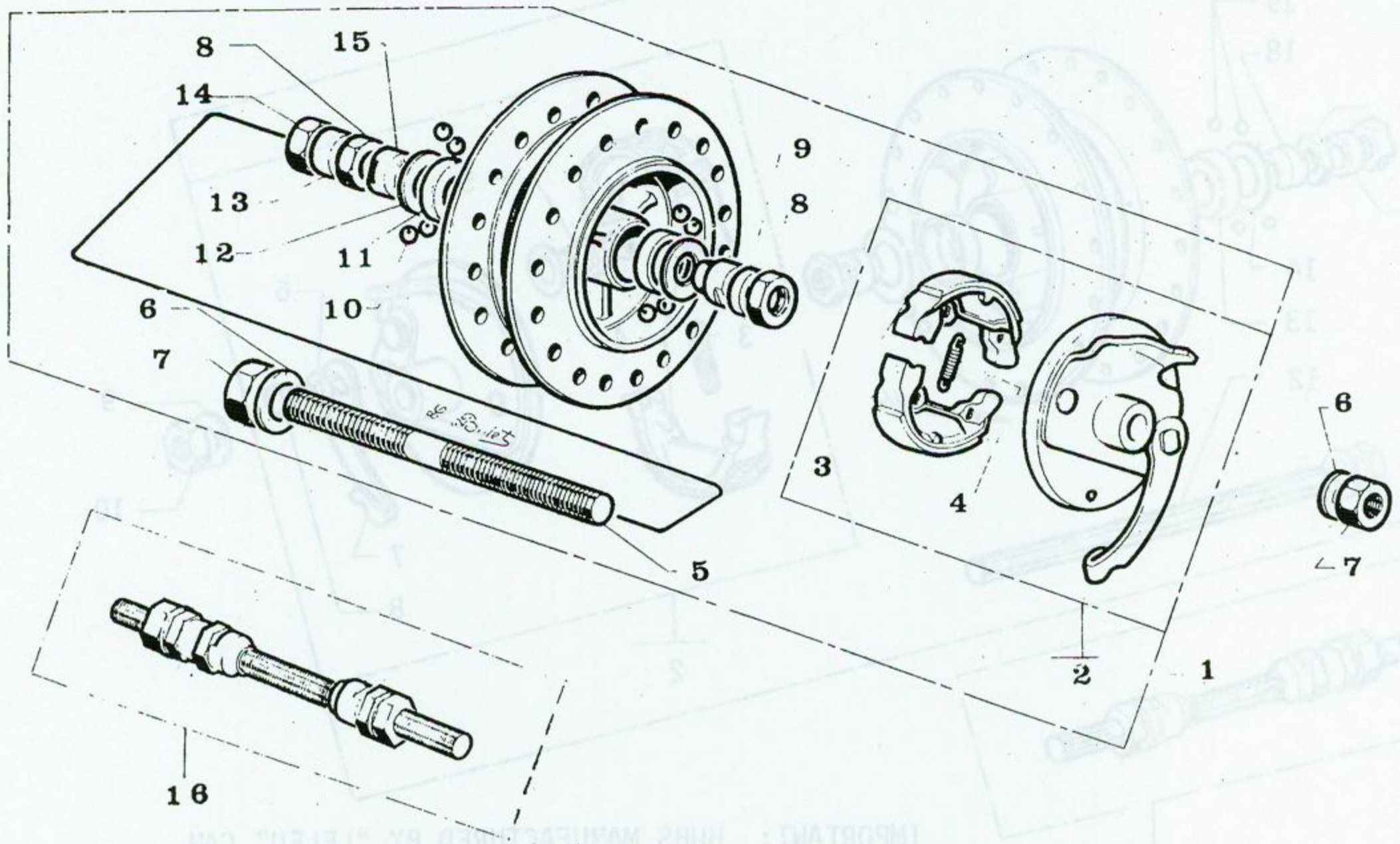
INDEX	PART NUMBER	QTY ASSY.	DESCRIPTION
1	20533	1	Rear Brake Cable Complete (Grey)
1	23857	1	Rear Brake Cable Complete (Black)
2	15581	1	Cable Guide
3	00716	2	Cable End
4	15600	1	Rear Brake Cable (Inner)
5	20532	1	Front Brake Cable Complete (Grey)
5	23856	1	Front Brake Cable Complete (Black)
5	54270	1	Front Brake Cable Complete (Grey) (50VLX)
6	15599	1	Front Brake Cable Inner
7	15578	1	Decompression Cable Complete (Grey)
7	24098	1	Decompression Cable Complete (Black)
7	54271	1	Decompression Cable Complete (Grey) (50VLX)
8	16944	1	Cable Guide
9	14974	1	Decompression Cable (Inner)
10	23338	1	Throttle/Choke Cable Complete (Grey)
10	24198	1	Throttle/Choke Cable Complete (Black)
11	22069	1	Throttle/Choke Cable (Inner)

Cable Assemblies
Fig. 22



INDEX	PART NUMBER	QTY ASSY.	DESCRIPTION
1	N/A	1	Replaced by numbers 300077 and 22943
2	01815	2	Nut
3	00874	2	Washer
4	00004	1	Washer
5	16688	1	Roller Complete
6	14356	1	Screw
7	16689	1	Spacer
8	14354	1	Bridge
9	N/A	1	Not Available Separately
10	15767	1	Plate
11	15629	2	Bolt and Nut
12	22943	1	Chain Tensioner Complete
13	01526	1	Nut
14	22944	1	Spring

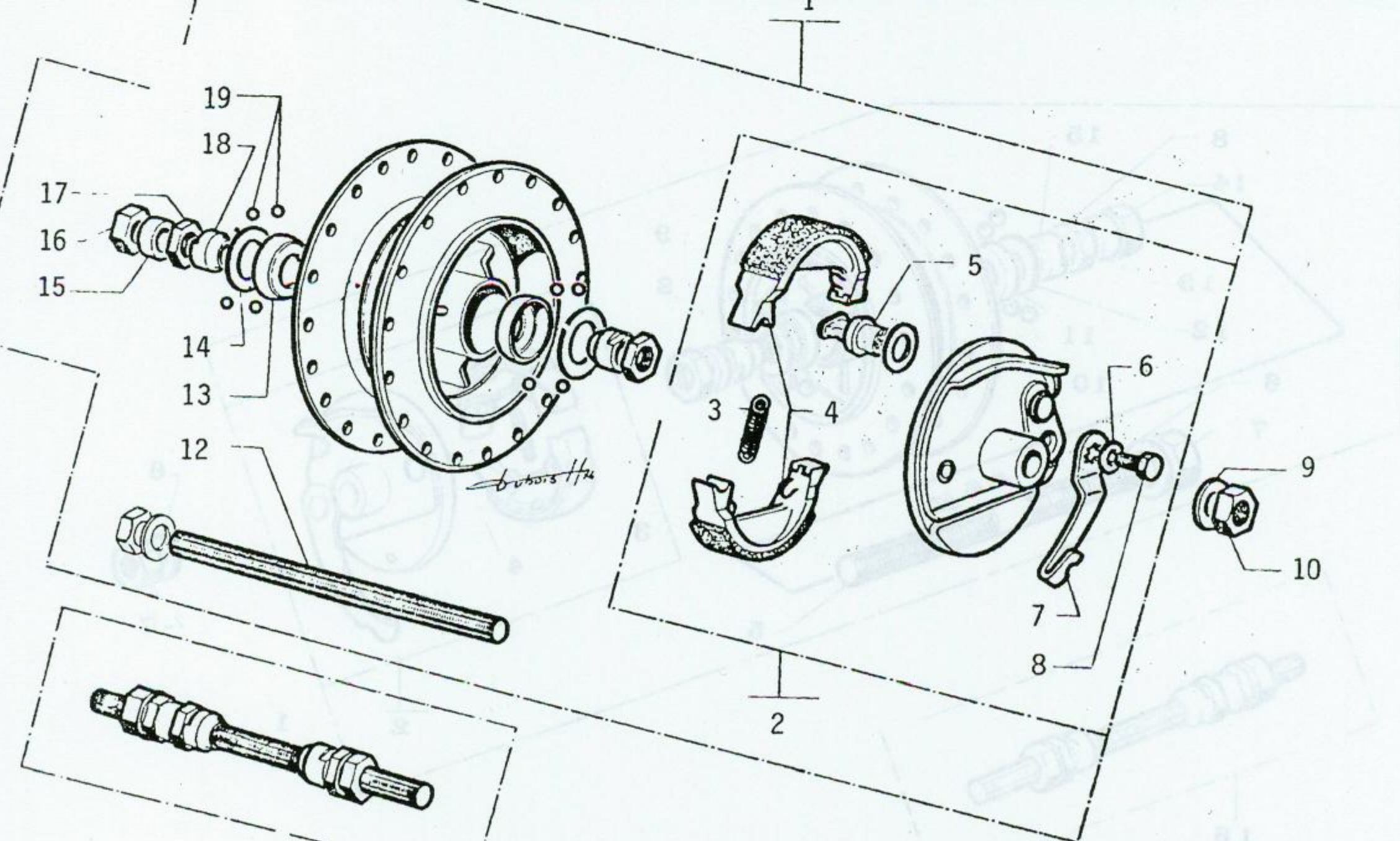
Chain Tensioner
Fig. 23



IMPORTANT: HUBS MANUFACTURED BY MOTOBECANE CAN EASILY BE IDENTIFIED BY THE MOTOBECANE LOGO AND A BRAKE PLATE WHICH INCORPORATES AN INSPECTION HOLE.

INDEX	PART NUMBER	QTY ASSY.	DESCRIPTION
1	53422	1	Front Hub Complete "Motobecane"
2	21930	1	Front Brake Plate - Complete
3	21730	2	Brake Shoes
4	22135	2	Springs
5	20381	1	Front Axle Stripped
6	14625	2	Washer
7	15478	2	Nut
8	15050	2	Counter Nut
9	17257	1	Spacer
10	17187	20	Ball Bearings
11	14280	2	Bearing Cup
12	17442	2	Seal
13	16676	1	Bushing
14	00580	2	Nut
15	15049	2	Cone
16	20380	1	Front Hub Axle Complete

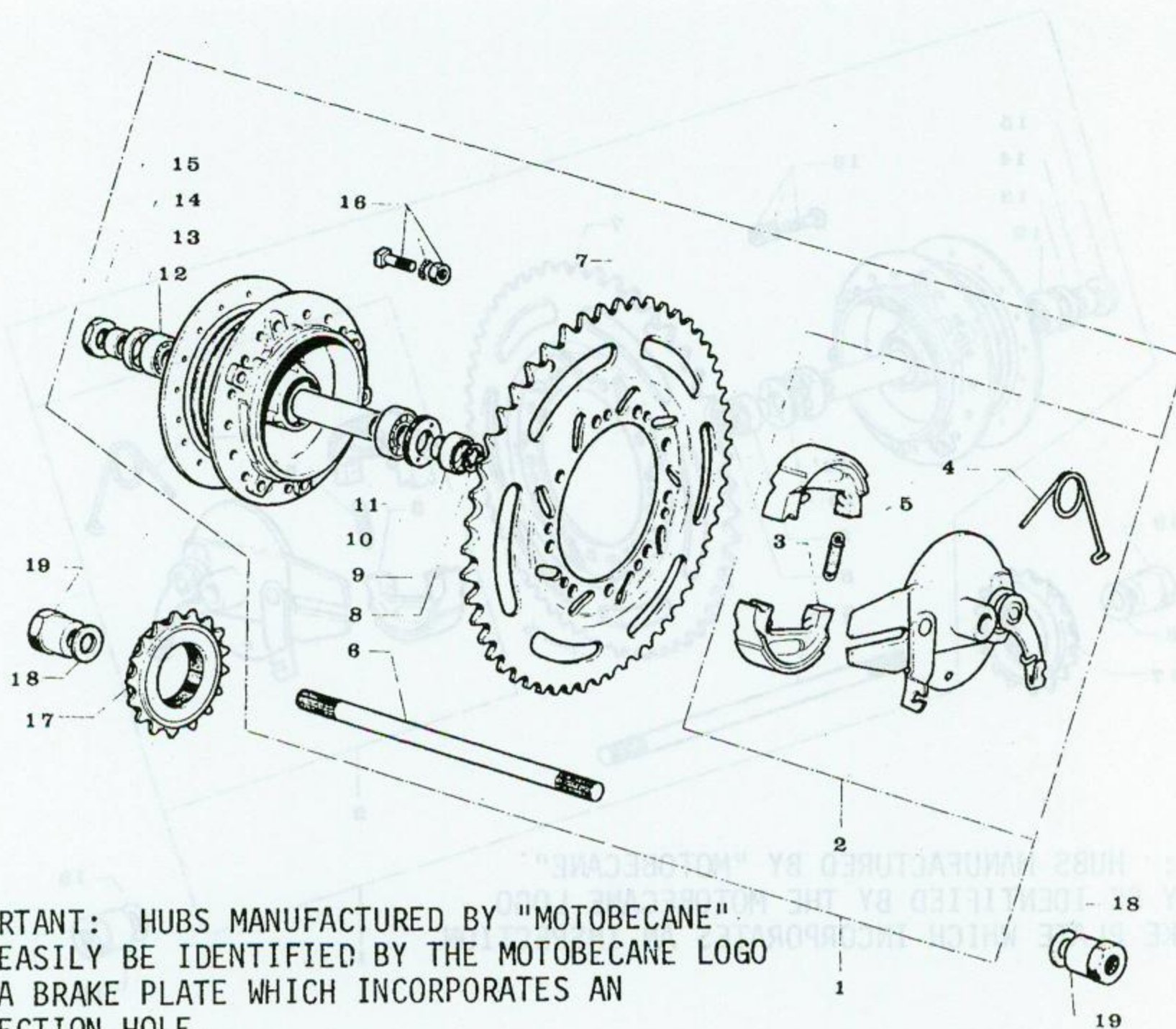
Front Hub "Motobecane"
Fig. 24



IMPORTANT: HUBS MANUFACTURED BY "LELEU" CAN EASILY BE IDENTIFIED BY THE BRAKE PLATE WHICH INCORPORATES GRADUATED WEAR INDICATORS RATHER THAN AN INSPECTION HOLE.

INDEX	PART NUMBER	QTY ASSY.	DESCRIPTION
1	54106	1	Front Hub Complete "Leleu"
2	54107	1	Front Brake Plate Complete
3	14538	2	Spring
4	16104	2	Brake Shoe Set With Springs
5	19149	1	Brake Shoe Pivot
6	01545	1	Washer
7	20367	1	Pivot Arm
8	14632	1	Bolt
9	14625	2	Washer
10	15478	2	Axle Nut
11	20380	1	Front Axle Complete
12	20381	1	Front Axle Stripped
13	17295	2	Bearing Cup
14	17442	2	Retainer
15	16676	1	Spacer
16	00580	2	Nut
17	15050	2	Nut
18	15049	2	Cone
19	17187	20	Ball Bearings

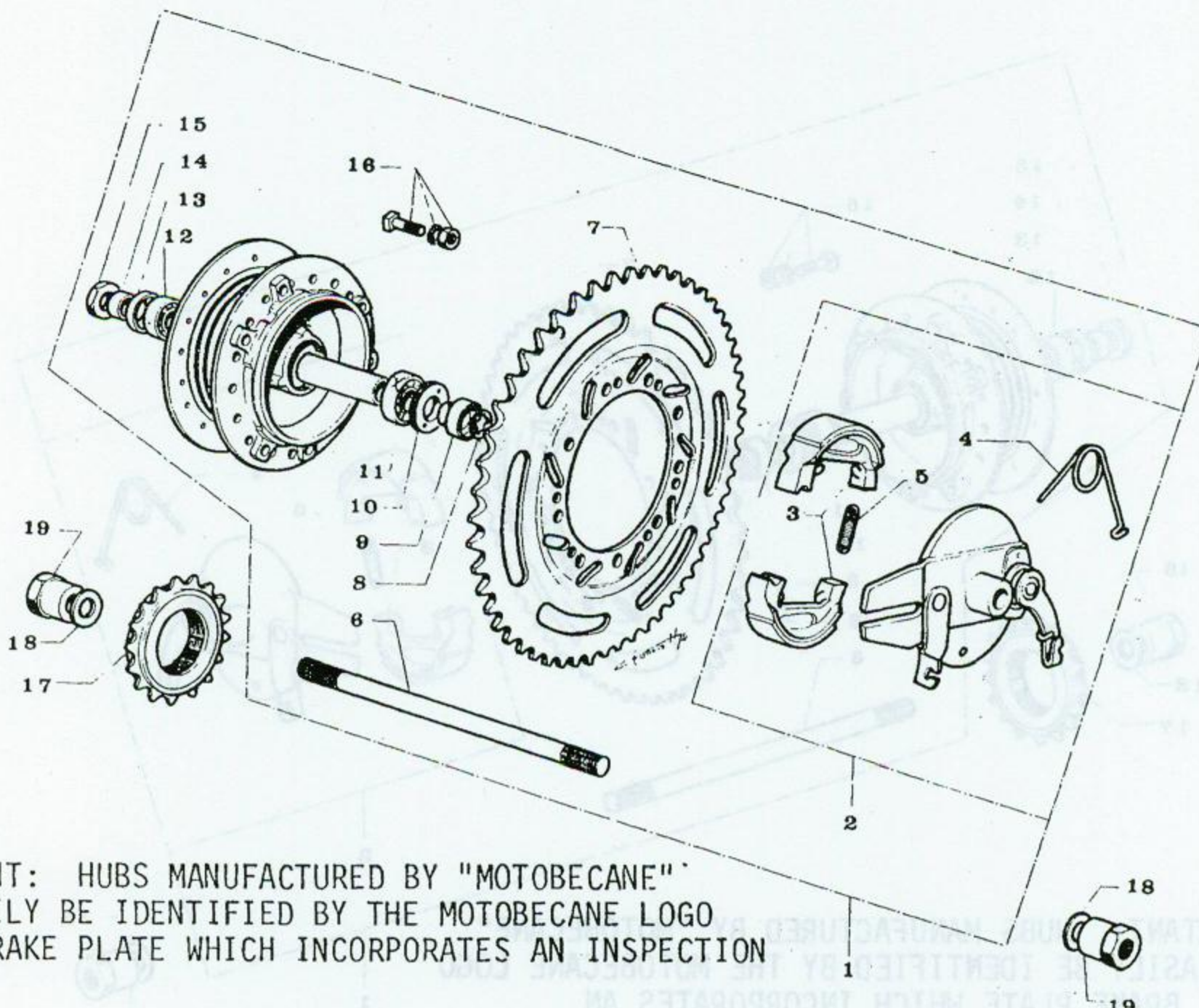
Front Hub "Leleu"
Fig. 24A



IMPORTANT: HUBS MANUFACTURED BY "MOTOBECANE" CAN EASILY BE IDENTIFIED BY THE MOTOBECANE LOGO AND A BRAKE PLATE WHICH INCORPORATES AN INSPECTION HOLE.

INDEX	PART NUMBER	QTY ASSY.	DESCRIPTION
1	21727	1	Rear Hub Complete (44 Tooth Sprocket) "Motobecane"
1	53872	1	Rear Hub Complete (48 Tooth Sprocket) "Motobecane"
1	21728	1	Rear Hub Complete (54 Tooth Sprocket) "Motobecane"
2	21279	1	Rear Brake Plate Complete
3	21730	2	Brake Shoe
4	21733	1	Spring
5	22135	2	Spring
6	20362	1	Rear Hub Axle Stripped
7	20090	1	Sprocket (44 Tooth)
7	53873	1	Sprocket (48 Tooth)
7	20093	1	Sprocket (54 Tooth)
8	20448	1	Washer
9	24017	1	Spacer
10	14292	1	Locknut
11	20768	1	Bearing
12	21734	1	Bearing
13	21735	1	Dust Cap
14	24021	1	Spacer
15	20767	1	Nut
16	16994	6	Bolt, Nut and Washer - Complete
17	15244	1	Freewheel (18 Tooth)

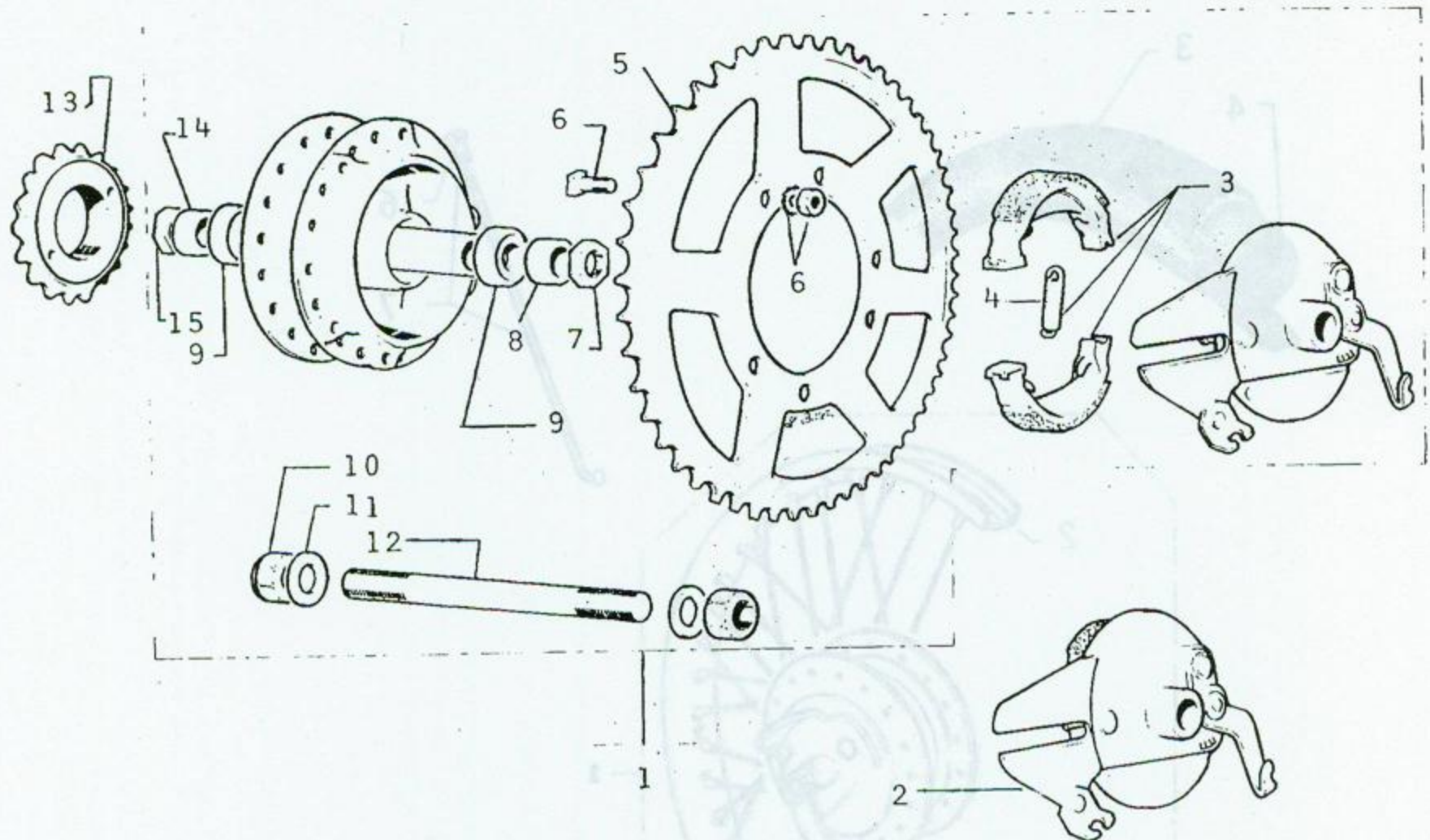
Rear Hub "Motobecane"
Fig. 25



IMPORTANT: HUBS MANUFACTURED BY "MOTOBECANE"
 CAN EASILY BE IDENTIFIED BY THE MOTOBECANE LOGO
 AND A BRAKE PLATE WHICH INCORPORATES AN INSPECTION
 HOLE.

INDEX	PART NUMBER	QTY ASSY.	DESCRIPTION
17	14298	1	Freewheel (20 Tooth)
18	00406	2	Washer
19	17567	2	Axle Nut

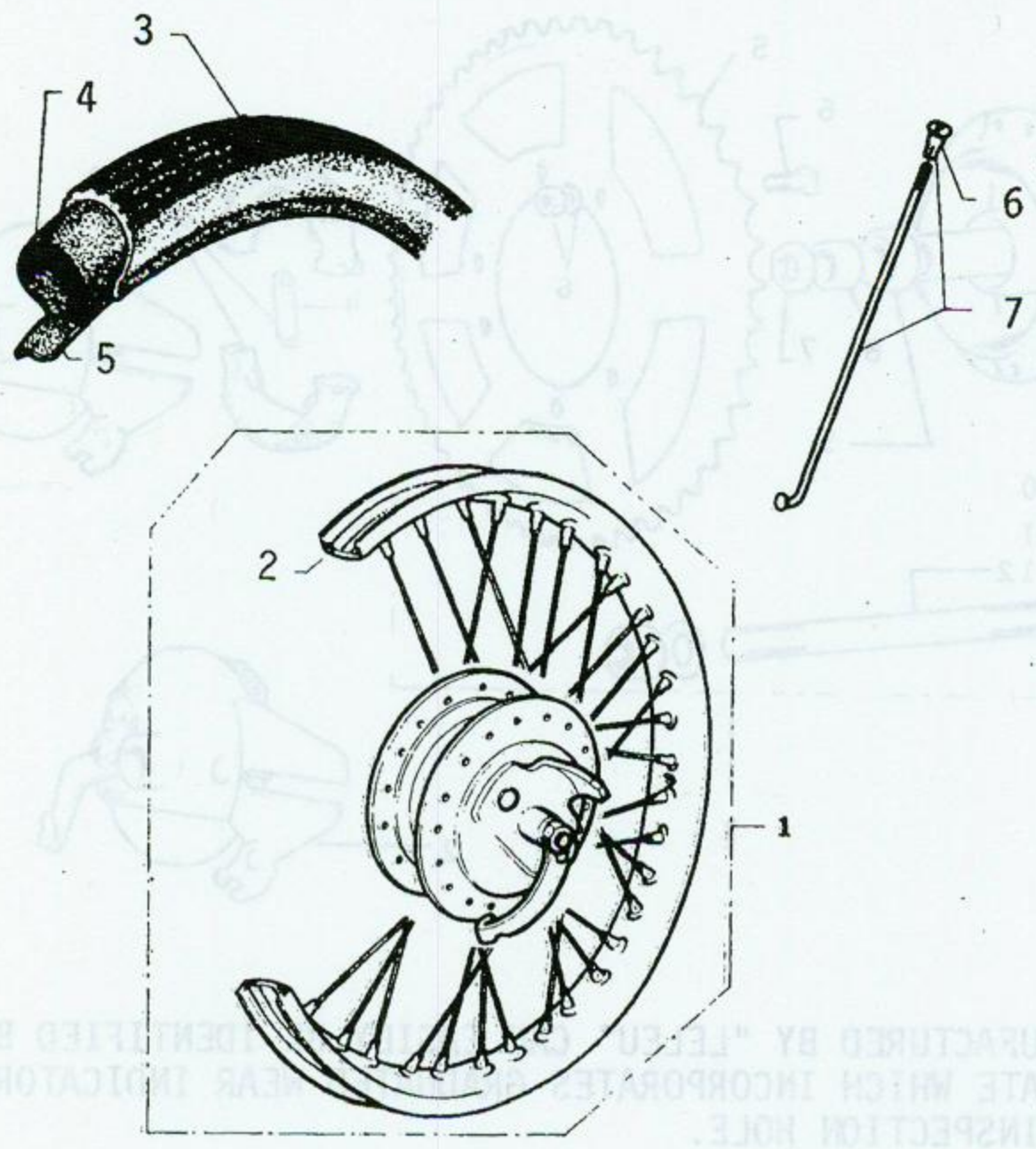
Rear Hub "Motobecane"
 Fig. 25 - Cont'd.



IMPORTANT: HUBS MANUFACTURED BY "LELEU" CAN EASILY BE IDENTIFIED BY THE BRAKE PLATE WHICH INCORPORATES GRADUATED WEAR INDICATORS RATHER THAN AN INSPECTION HOLE.

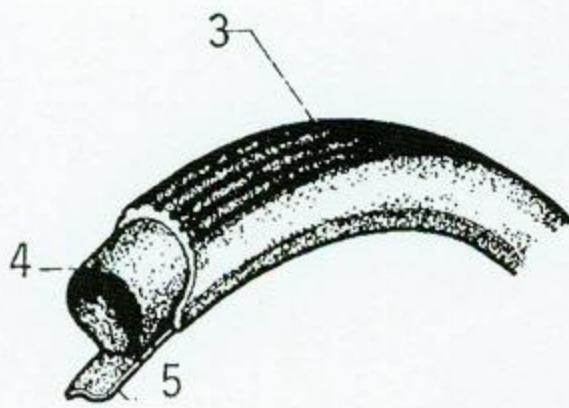
INDEX	PART NUMBER	QTY ASSY.	DESCRIPTION
1	54108	1	Rear Hub Complete (44 Tooth Sprocket) "Leleu"
1	54109	1	Rear Hub Complete (48 Tooth Sprocket) "Leleu"
1	54110	1	Rear Hub Complete (54 Tooth Sprocket) "Leleu"
2	54111	1	Rear Brake Plate Complete
3	16104	1	Brake Shoe Set With Springs
4	14538	2	Spring
5	20090	1	Sprocket (44 Tooth)
5	53873	1	Sprocket (48 Tooth)
5	20093	1	Sprocket (54 Tooth)
6	16994	6	Bolt, Nut and Washer
7	20767	2	Nut
8	24017	1	Spacer
9	20768	2	Bearing
10	17567	2	Axle Nut
11	14625	2	Washer
12	20362	1	Rear Axle Stripped
13	15244	1	Freewheel (18 Tooth)
13	14298	1	Freewheel (20 Tooth)
14	13145	1	Spacer
15	20767	1	Bearing

Rear Hub "Leleu"
Fig. 25A



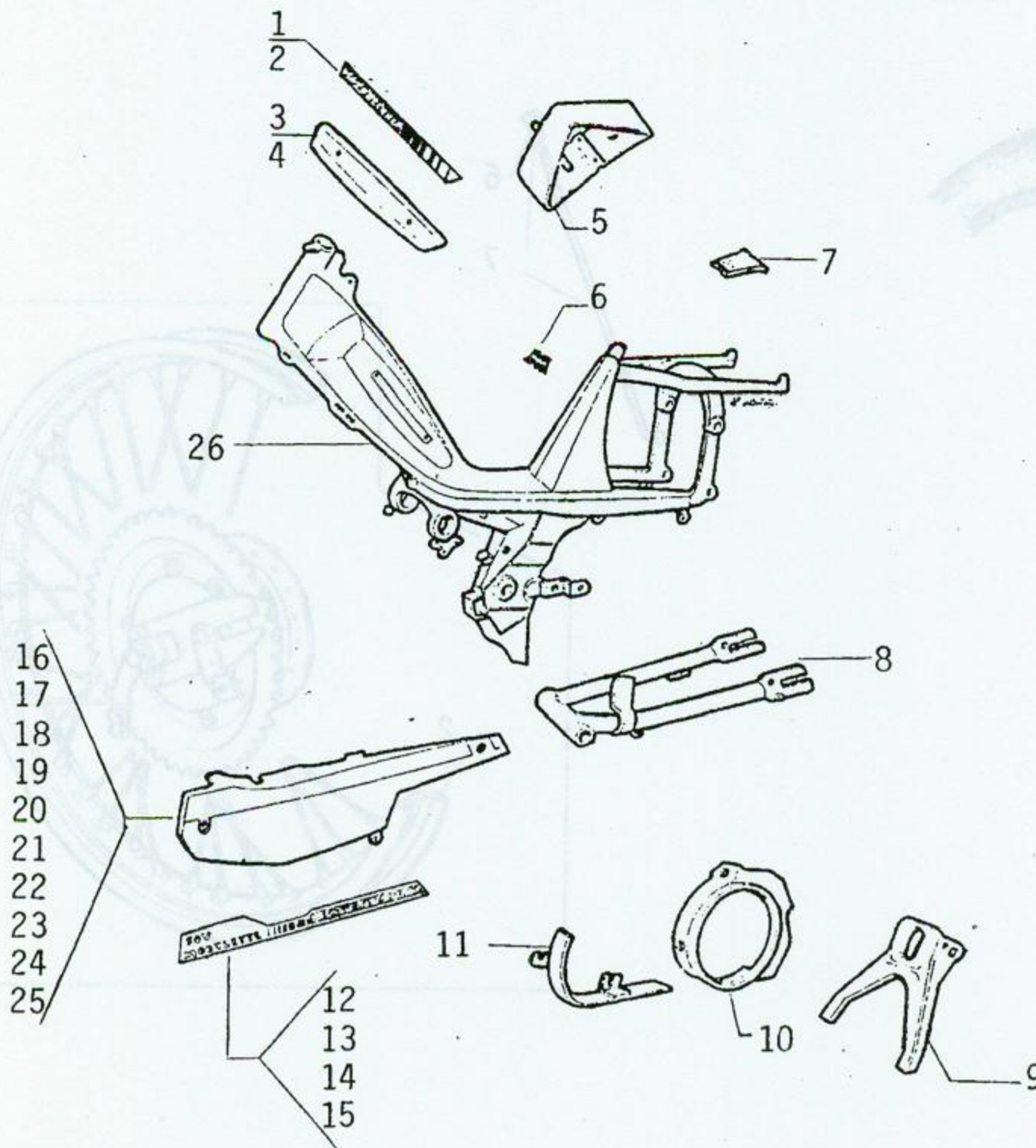
INDEX	PART NUMBER	QTY ASSY.	DESCRIPTION	QTY	PART NUMBER	INDEX
1	53470	1	Front Wheel Complete	1	54108	1
2	19634	1	Rim	1	54109	1
3	53572	1	Tire 2.25 x 17	1	54110	1
3	53573	1	Tire 2.50 x 17 (Heavy Duty "Reinforced")	1	54111	2
3	54279	1	Tire 2.50 x 17 (Universal Tread)	1	54112	3
4	52219	1	Tube (2 - 2.25 - 2.50 x 17)	1	54113	4
5	17851	1	Rim Tape	1	54114	5
6	17859	36	Spoke Nut	1	54115	6
7	19625	36	Spoke with Nut	1	54116	7
				2	54117	8
				1	54118	9
				2	54119	10
				2	54120	11
				1	54121	12
				1	54122	13
				1	54123	14
				1	54124	15

Front Wheel
Fig. 26



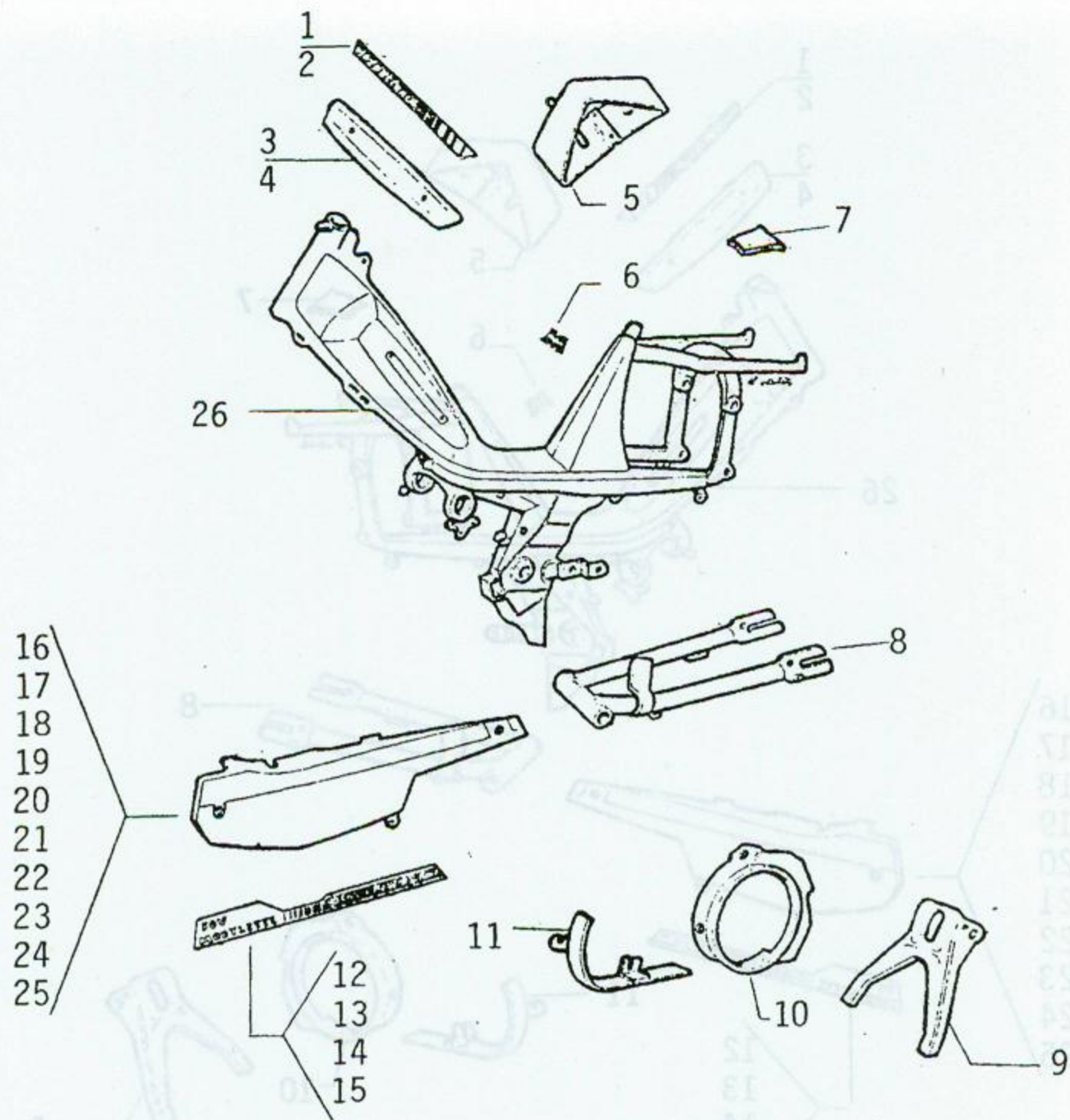
INDEX	PART NUMBER	QTY ASSY.	DESCRIPTION
1	53472	1	Rear Wheel Complete (44 Tooth Sprocket)
1	53871	1	Rear Wheel Complete (48 Tooth Sprocket)
1	53753	1	Rear Wheel Complete (54 Tooth Sprocket)
2	19634	1	Rim
3	53572	1	Tire 2.25 x 17
3	53573	1	Tire 2.50 x 17 (Heavy Duty "Reinforced")
3	54279	1	Tire 2.50 x 17 (Universal Tread)
4	52219	1	Tube (2 - 2.25 - 2.50 x 17)
5	17851	1	Rim Tape
6	17859	36	Spoke Nut
7	21195	36	Spoke with Nut

Rear Wheel
Fig. 27



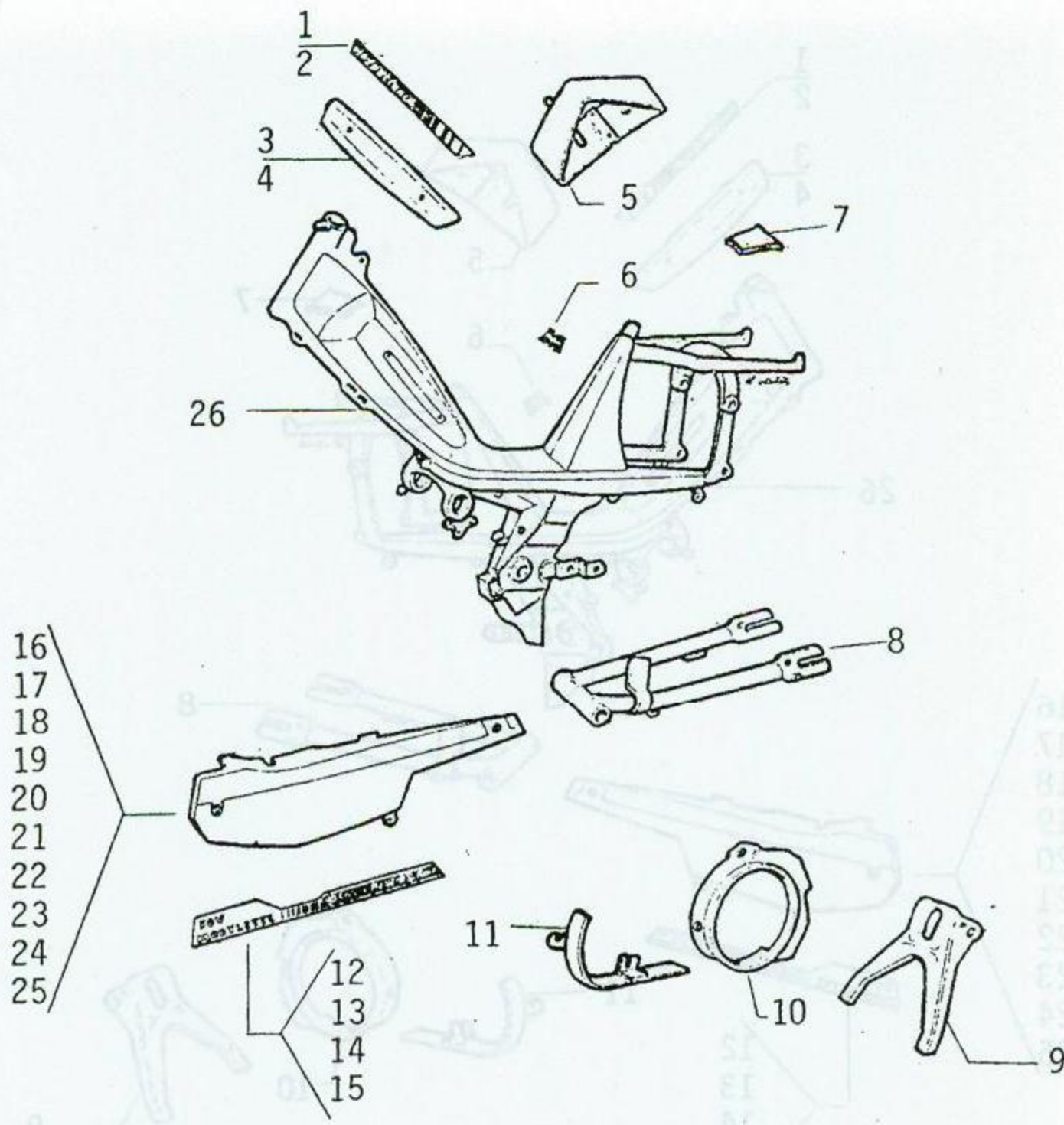
INDEX	PART NUMBER	QTY ASSY.	DESCRIPTION
1	23111	1	Fuel Tank Decal (Right)
2	23112	1	Fuel Tank Decal (Left)
3	23109	1	Fuel Tank Embellisher (Right)
4	23110	1	Fuel Tank Embellisher (Left)
5	21787	1	Tool Box Body
6	22376	1	Decal
7	54697	1	Cover (Copper)
7	54326	1	Cover (Gloss Black)
7	21794	1	Cover (White)
7	54289	1	Cover (Metallic Blue Chip)
7	54290	1	Cover (Metallic Red Fox)
7	54456	1	Cover (Metallic Midnight Blue)
7	21794	1	Cover (Yellow)
7	21793	1	Cover (Orange)
8	54334	1	Swing Arm (Gloss Black)
8	54286	1	Swing Arm (Metallic Blue Chip)
8	54287	1	Swing Arm (Metallic Red Fox)
8	54312	1	Swing Arm (Metallic Midnight Blue)
8	54696	1	Swing Arm (Copper)
8	21981	1	Swing Arm (Yellow)
8	21854	1	Swing Arm (Orange)

Main Frame
Fig. 28



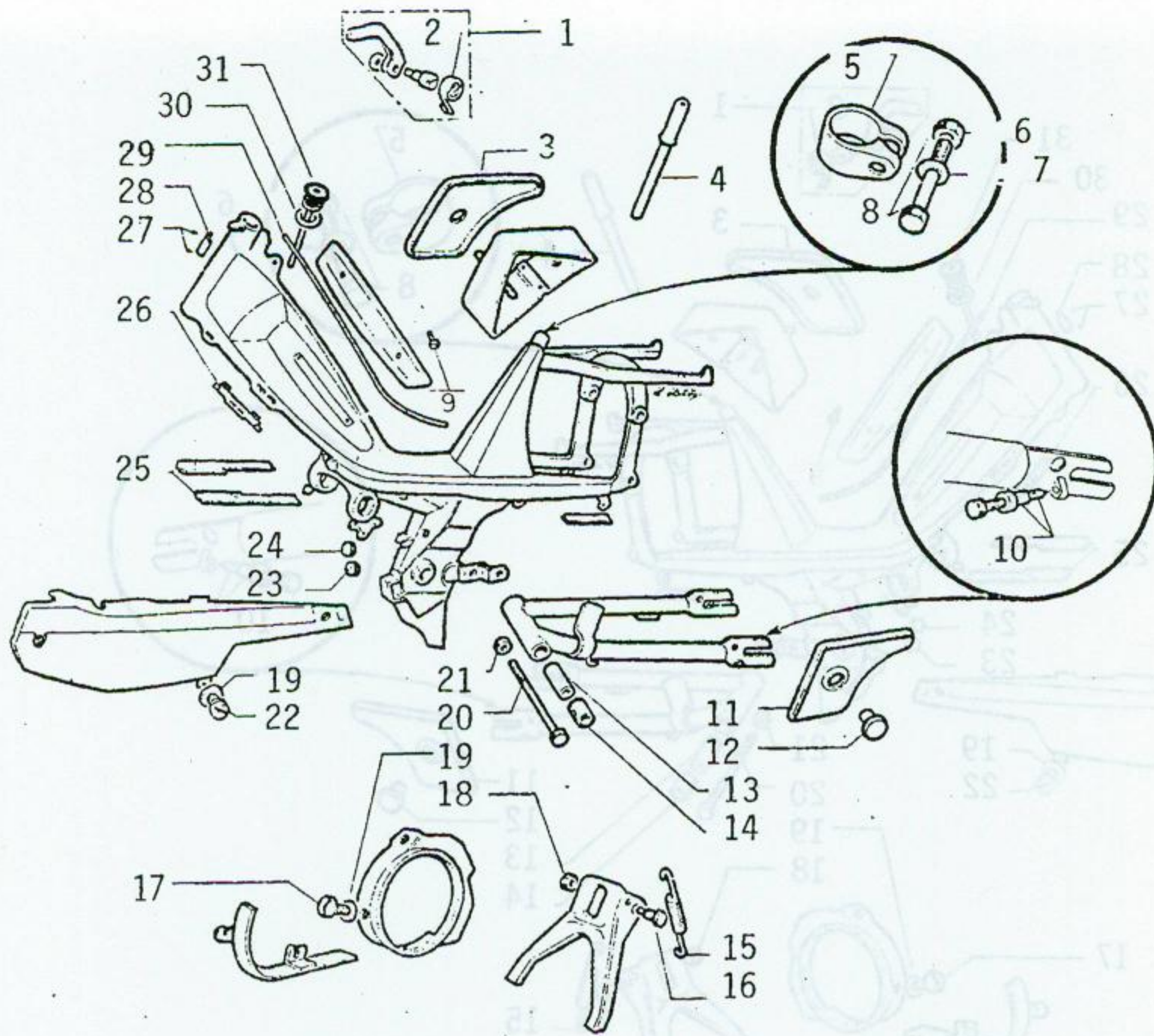
INDEX	PART NUMBER	QTY ASSY.	DESCRIPTION
9	21176	1	Kick Stand
10	19851	1	Variator Belt Guard
11	18376	1	Dimoby Belt Guard
12	23170	1	Chain Guard Decal (Right) ("50")
13	23171	1	Chain Guard Decal (Left) ("50")
14	23172	1	Chain Guard Decal (Right) ("50V")
14	54866	1	Chain Guard Decal (Right) ("MOBY")
15	23173	1	Chain Guard Decal (Left) ("50V")
15	54867	1	Chain Guard Decal (Left) ("MOBY")
16	22249	1	Right Chain Guard (White)
17	22251	1	Left Chain Guard (White)
18	54318	1	Right Chain Guard (White and Gold Pinstripe)
19	54319	1	Left Chain Guard (White and Gold Pinstripe)
20	54304	1	Right Chain Guard (Metallic Red Fox)
21	54305	1	Left Chain Guard (Metallic Red Fox)
22	54302	1	Right Chain Guard (Metallic Blue Chip)
23	54303	1	Left Chain Guard (Metallic Blue Chip)
24	54698	1	Right Chain Guard (Copper)
25	54699	1	Left Chain Guard (Copper)
26	54315	1	Frame (Gloss Black)
26	54869	1	Frame (Metallic Red Fox)

Main Frame
Fig. 28 - Cont'd.



INDEX	PART NUMBER	QTY ASSY.	DESCRIPTION
26	54868	1	Frame (Metallic Blue Chip)
26	53491	1	Frame (Yellow)
26	53757	1	Frame (Orange)
26	54691	1	Frame (Copper)
26	54244	1	Frame (Metallic Midnight Blue)

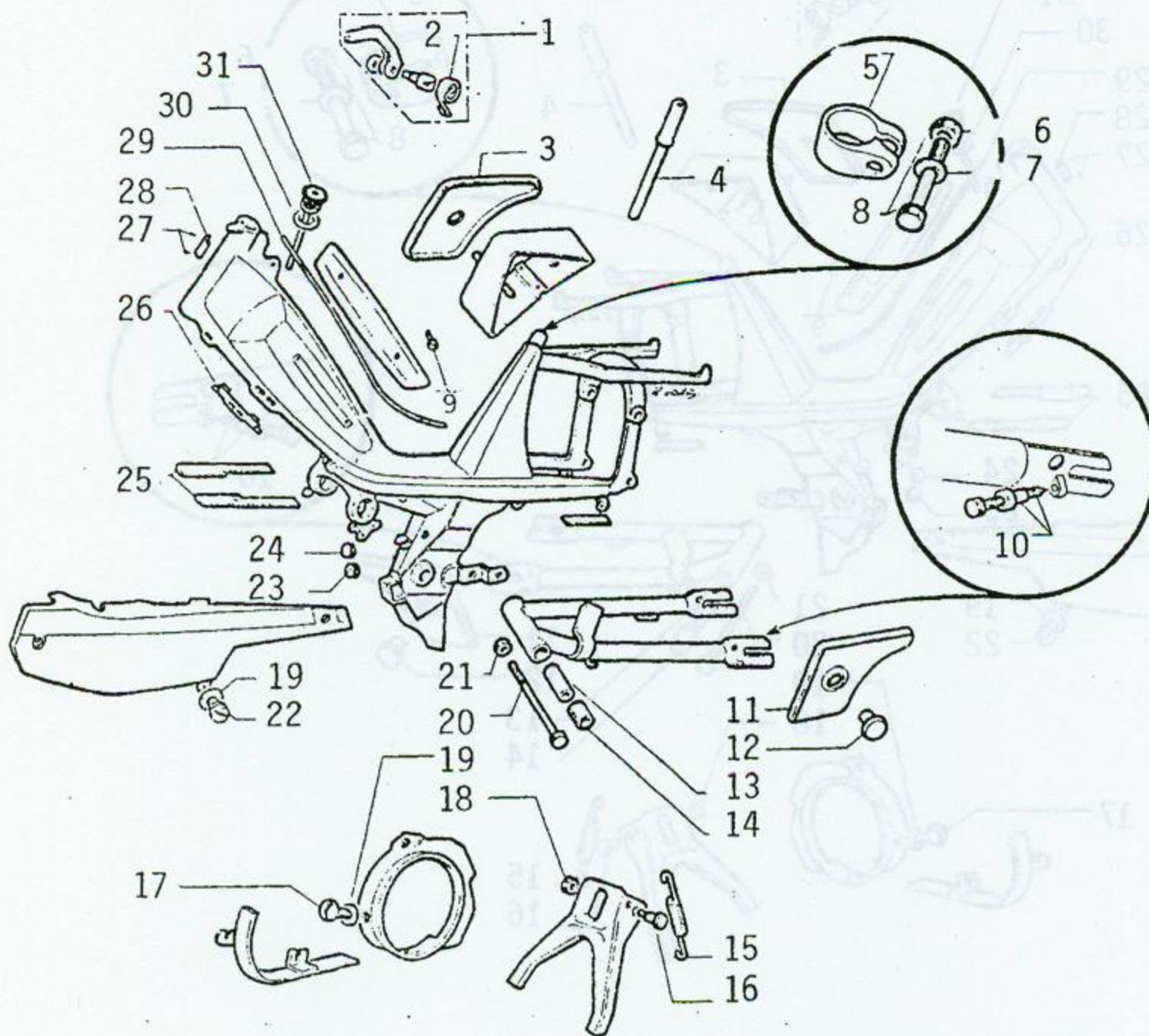
Main Frame
Fig. 28 - Cont'd.



INDEX	PART NUMBER	QTY ASSY.	DESCRIPTION
1	22911	1	Parcel Hook Assembly
2	22871	1	Spring
3	21788	1	Tool Box Cover (Right)
4	20106	1	Tire Pump
5	19163	1	Clamp
6	14147	1	Nut
7	01422	1	Washer
8	14991	1	Bolt and Nut
9	21126	2	Screw
10	23468	2	Adjuster (7mm) (New Style)
10	17780	2	Adjuster (5mm) (Old Style)
11	21789	1	Tool Box Cover (Left)
12	20031	2	Knurled Knob (Beige)
12	23981	2	Knurled Knob (Black)
13	15871	1	Bushing
14	15870	1	Bushing
15	19834	1	Spring
16	20586	2	Bolt
17	17425	9	Screw
18	20637	2	Nut
19	17426	3	Plastic Washer

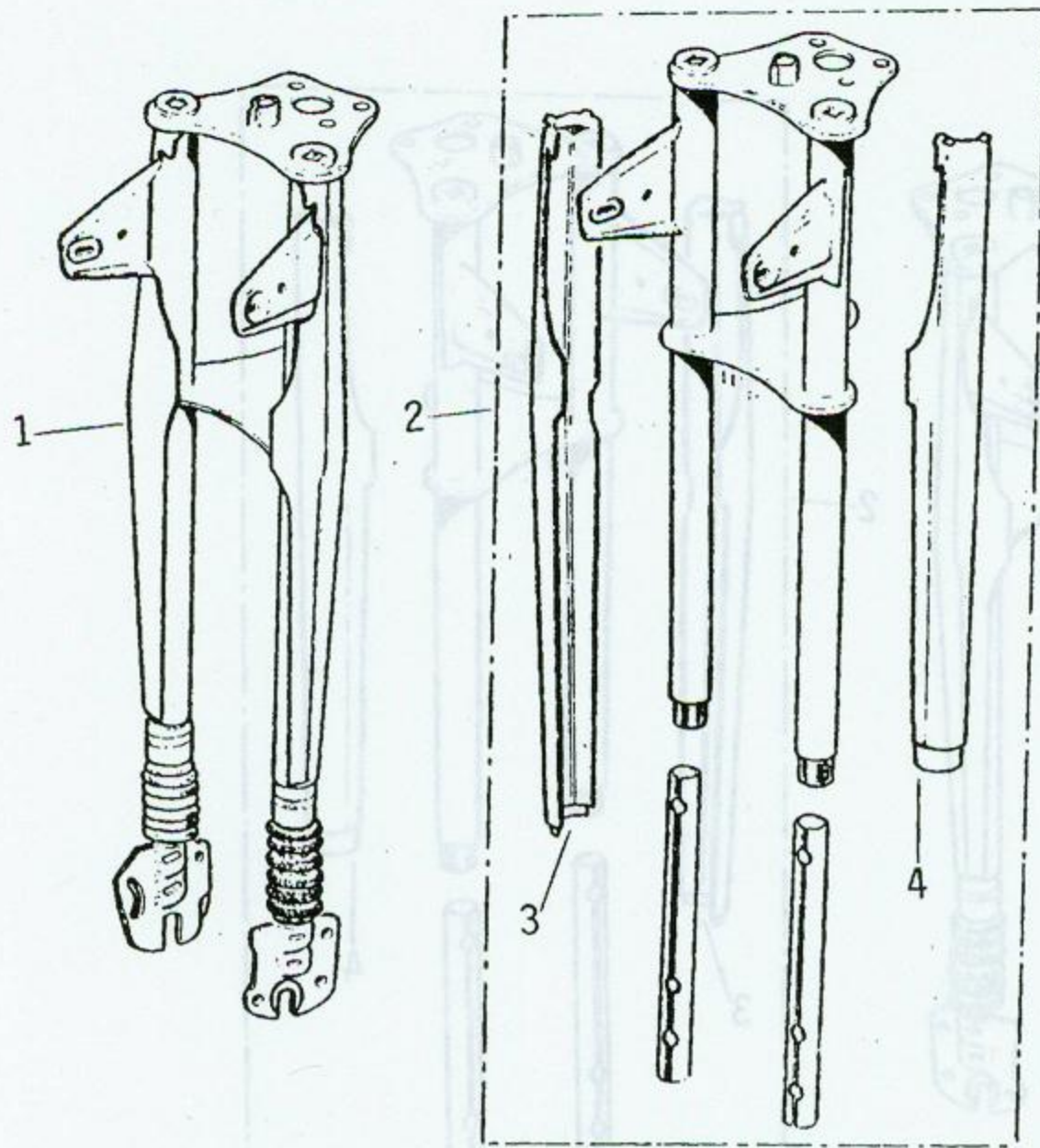
Main Frame
Fig. 29

PC(50) 43



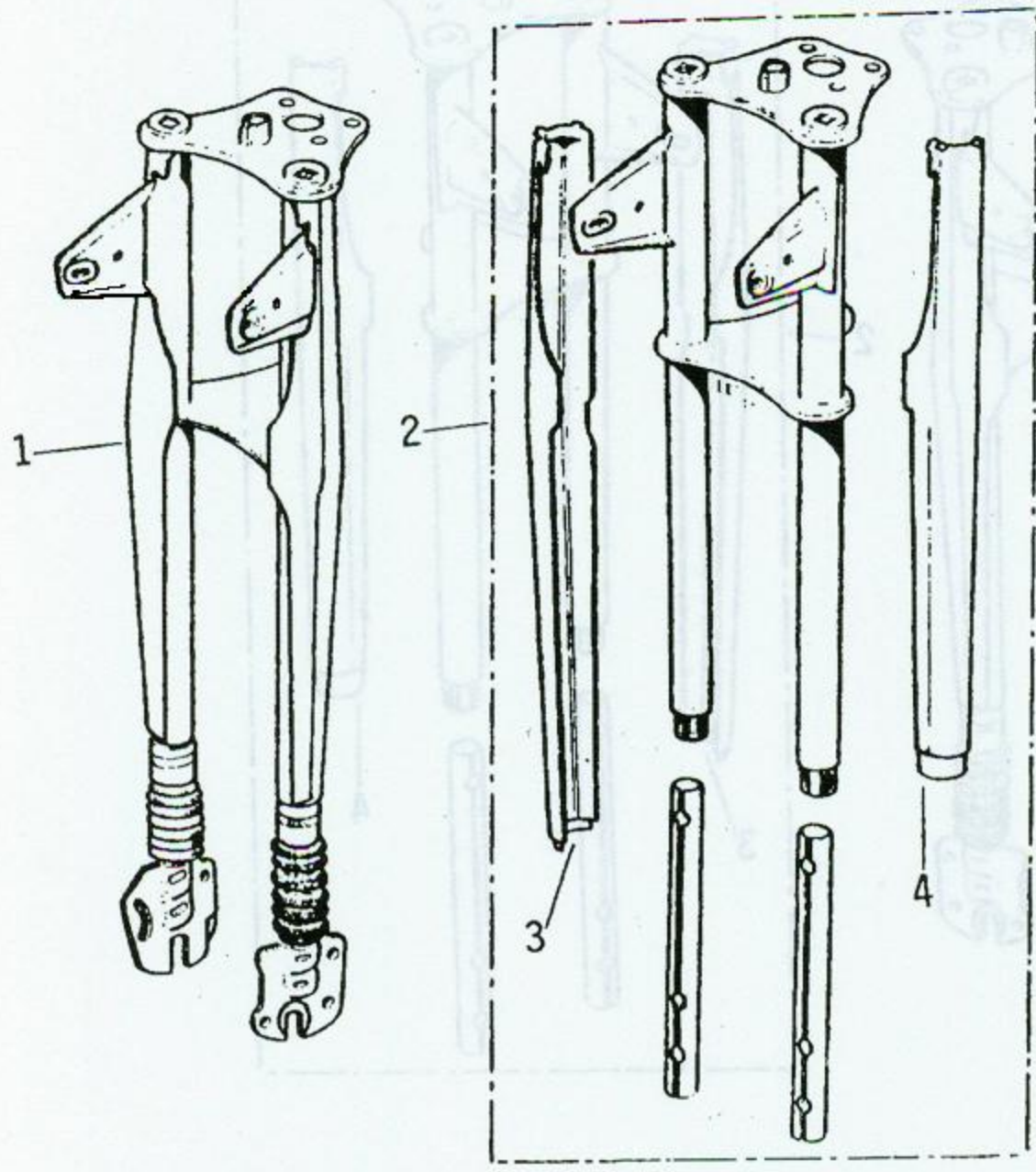
INDEX	PART NUMBER	QTY ASSY.	DESCRIPTION
20	15872	1	Pivot Axle
21	16555	1	Nut
22	17424	6	Screw
23	10533	1	Grommet
24	20389	1	Grommet
25	21779	2	Cover
26	21783	1	Support
27	16949	2	Rivet
28	53415	1	Certification Plate
29	17202	1	Fuel Tank Moulding
30	20460	1	Fuel Cap Gasket
31	54444	1	Fuel Cap (Chrome)
31	52225	1	Fuel Cap (Plastic)
	54278	1	Fuel Tank Mixture Decal (Not Illustrated)

Main Frame
Fig. 29 - Cont'd



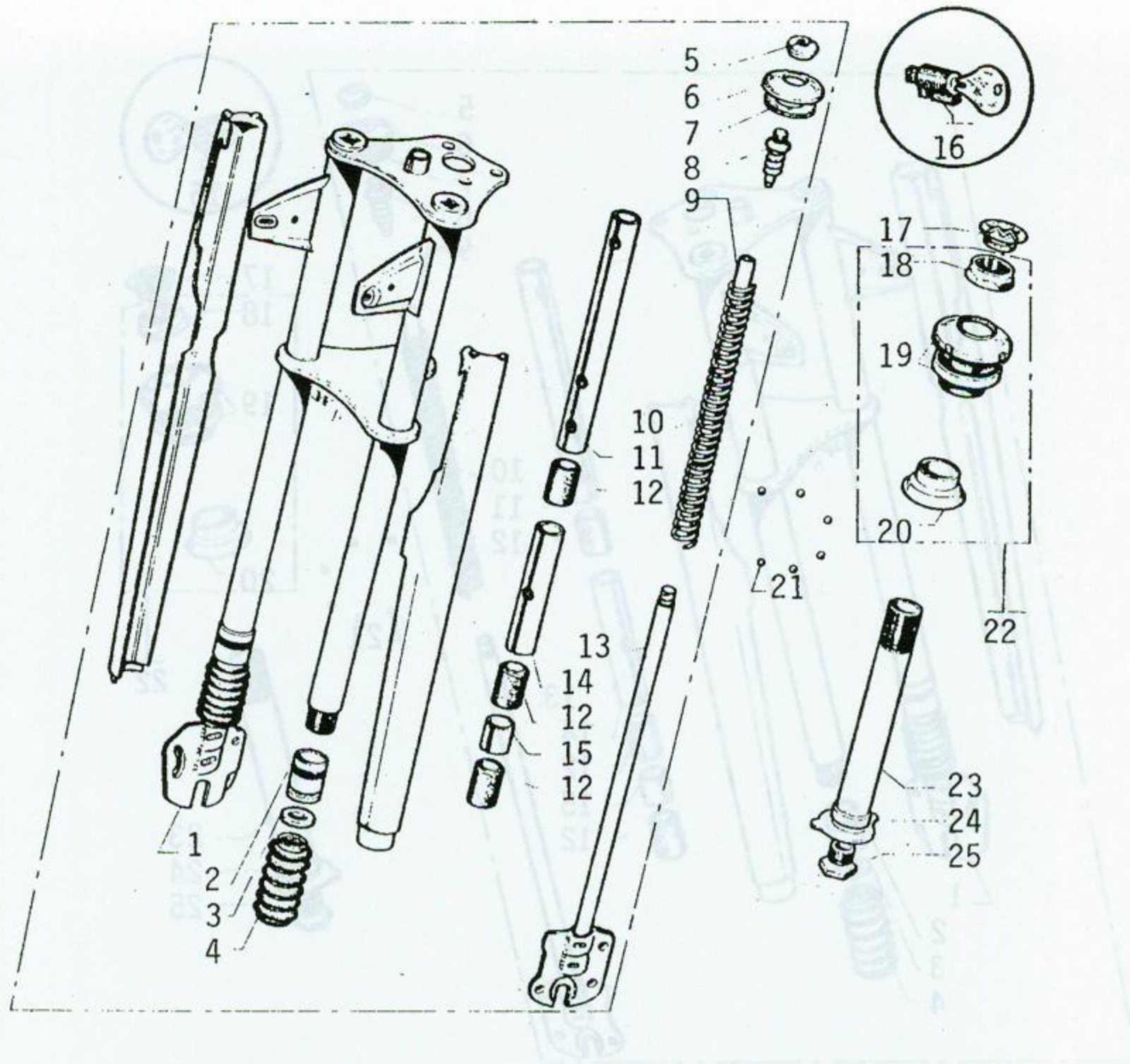
INDEX	PART NUMBER	QTY ASSY.	DESCRIPTION
1	53406	1	Front Fork Complete (Yellow)
1	53762	1	Front Fork Complete (Orange)
1	54254	1	Front Fork Complete (Metallic Midnight Blue)
1	54296	1	Front Fork Complete (Metallic Red Fox)
1	54292	1	Front Fork Complete (Metallic Blue Chip)
1	54692	1	Front Fork Complete (Copper)
1	54823	1	Front Fork Complete (Gloss Black)
2	53407	1	Front Fork Stripped (Yellow)
2	53763	1	Front Fork Stripped (Orange)
2	54255	1	Front Fork Stripped (Metallic Midnight Blue)
2	54297	1	Front Fork Stripped (Metallic Red Fox)
2	54293	1	Front Fork Stripped (Metallic Blue Chip)
2	54693	1	Front Fork Stripped (Copper)
2	54824	1	Front Fork Stripped (Gloss Black)
3	54097	1	Fork Cover Right (Yellow)
3	53682	1	Fork Cover Right (Orange)
3	54256	1	Fork Cover Right (Metallic Midnight Blue)
3	54298	1	Fork Cover Right (Metallic Red Fox)
3	54294	1	Fork Cover Right (Metallic Blue Chip)
3	54694	1	Fork Cover Right (Copper)
3	54825	1	Fork Cover Right (Gloss Black)

Front Fork Assembly
Fig. 30



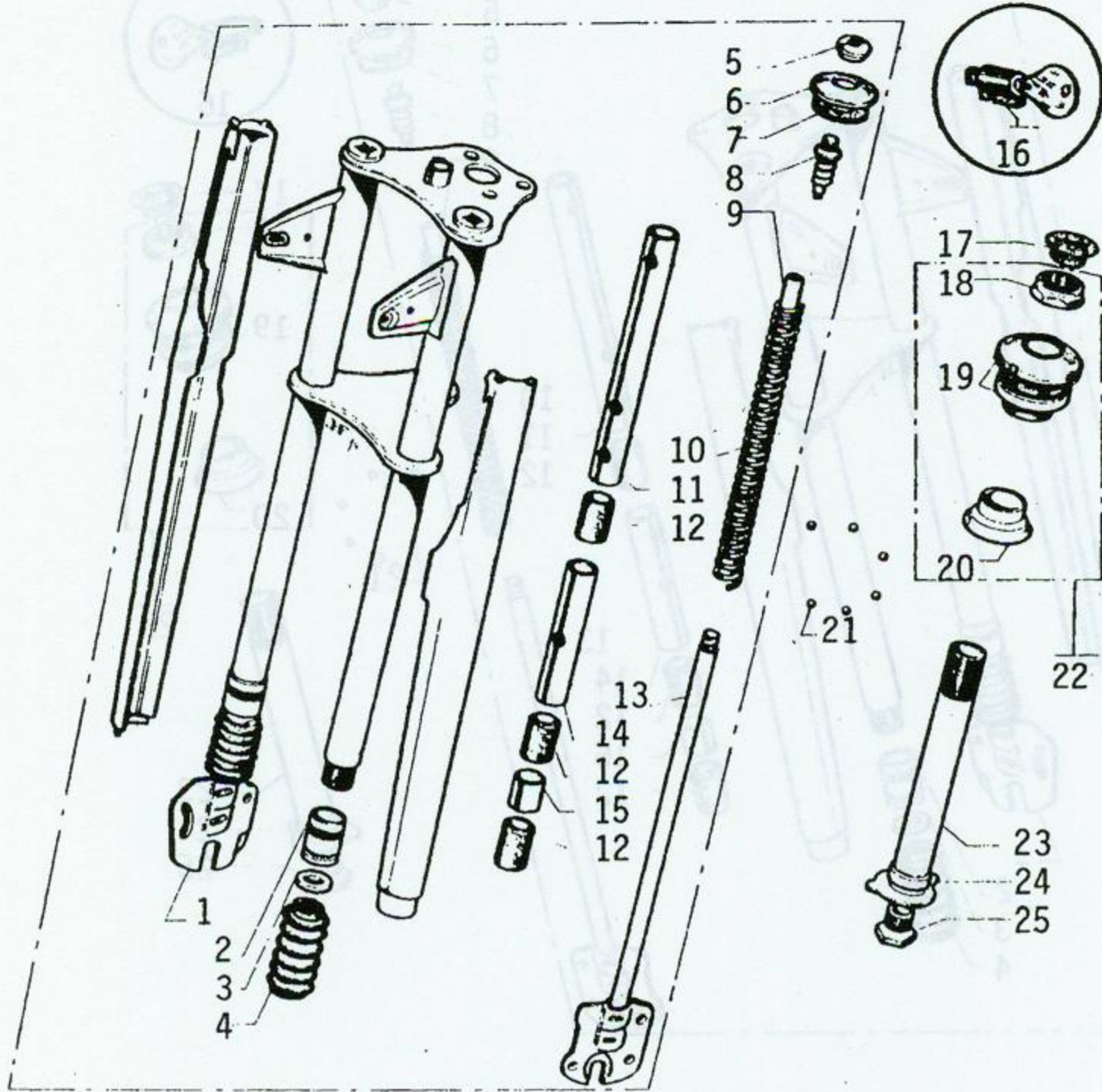
INDEX	PART NUMBER	QTY ASSY.	DESCRIPTION
4	54098	1	Fork Cover Left (Yellow)
4	54100	1	Fork Cover Left (Orange)
4	54257	1	Fork Cover Left (Metallic Midnight Blue)
4	54299	1	Fork Cover Left (Metallic Red Fox)
4	54295	1	Fork Cover Left (Metallic Blue Chip)
4	54695	1	Fork Cover Left (Copper)
4	54826	1	Fork Cover Left (Gloss Black)

Front Fork Assembly
Fig. 30 - Cont'd.



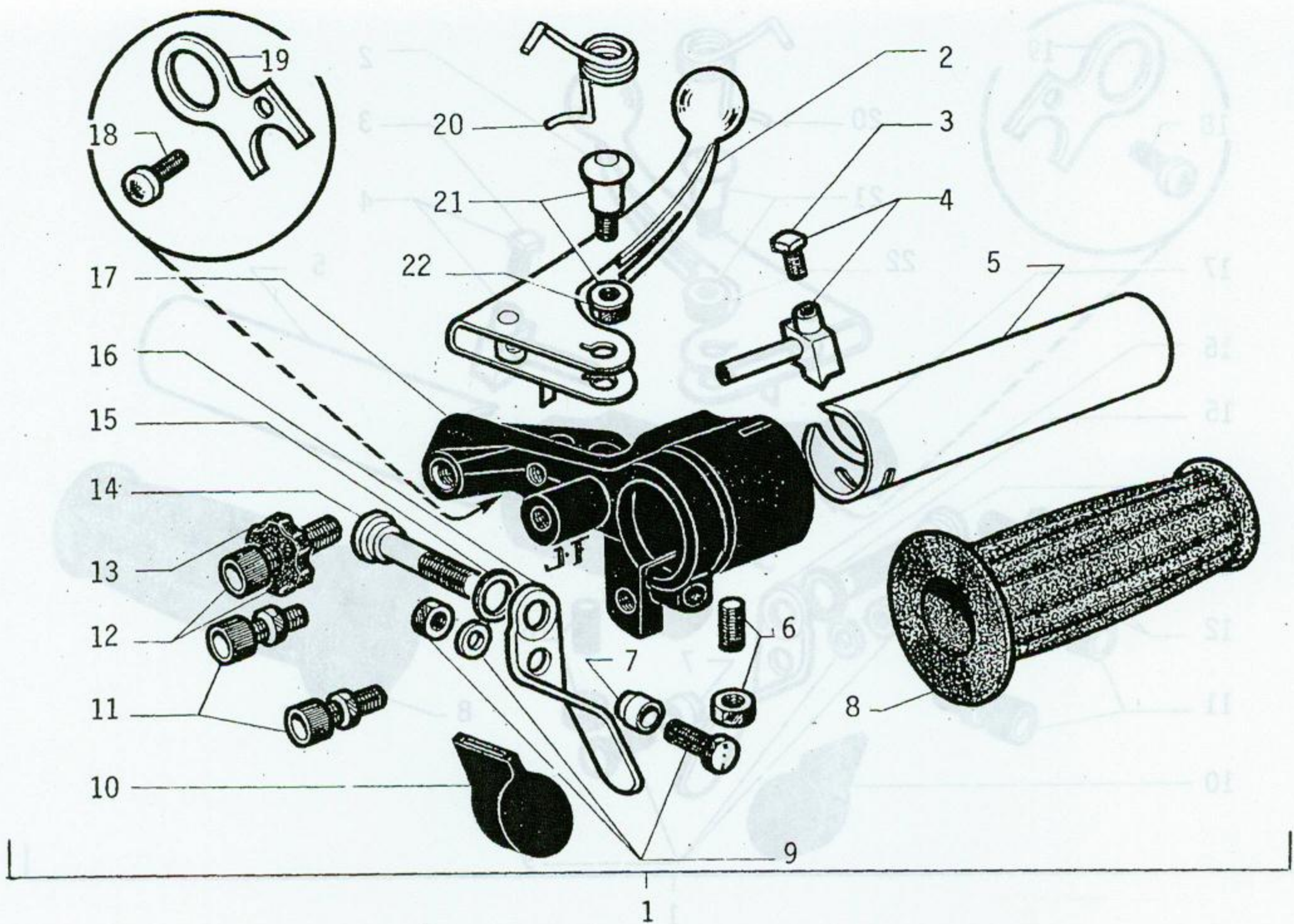
INDEX	PART NUMBER	QTY ASSY.	DESCRIPTION
1	22476	1	Fork Plunger (Right)
2	19857	2	Nut
3	19858	2	Seal
4	19856	2	Dust Seal
5	21105	2	Nut
6	21103	2	Chrome Cover
7	21104	2	Rubber Washer
8	22478	2	Upper Fork Fastener
9	22479	2	Ruber Stop
10	16895	2	Fork Spring
11	23581	2	Upper Fork Bushing
12	14591	6	Bushing
13	22477	1	Fork Plunger (Left)
14	16789	2	Bushing
15	16790	2	Bushing
16	19798	1	Fork Lock Complete
17	15528	1	Head Tube Plug
18	15526	1	Nut
19	23016	1	Upper Fork Bearing Race
20	14208	1	Lower Fork Bearing Cup
21	00005	52	Ball Bearings

Front Fork Assembly
Fig. 31



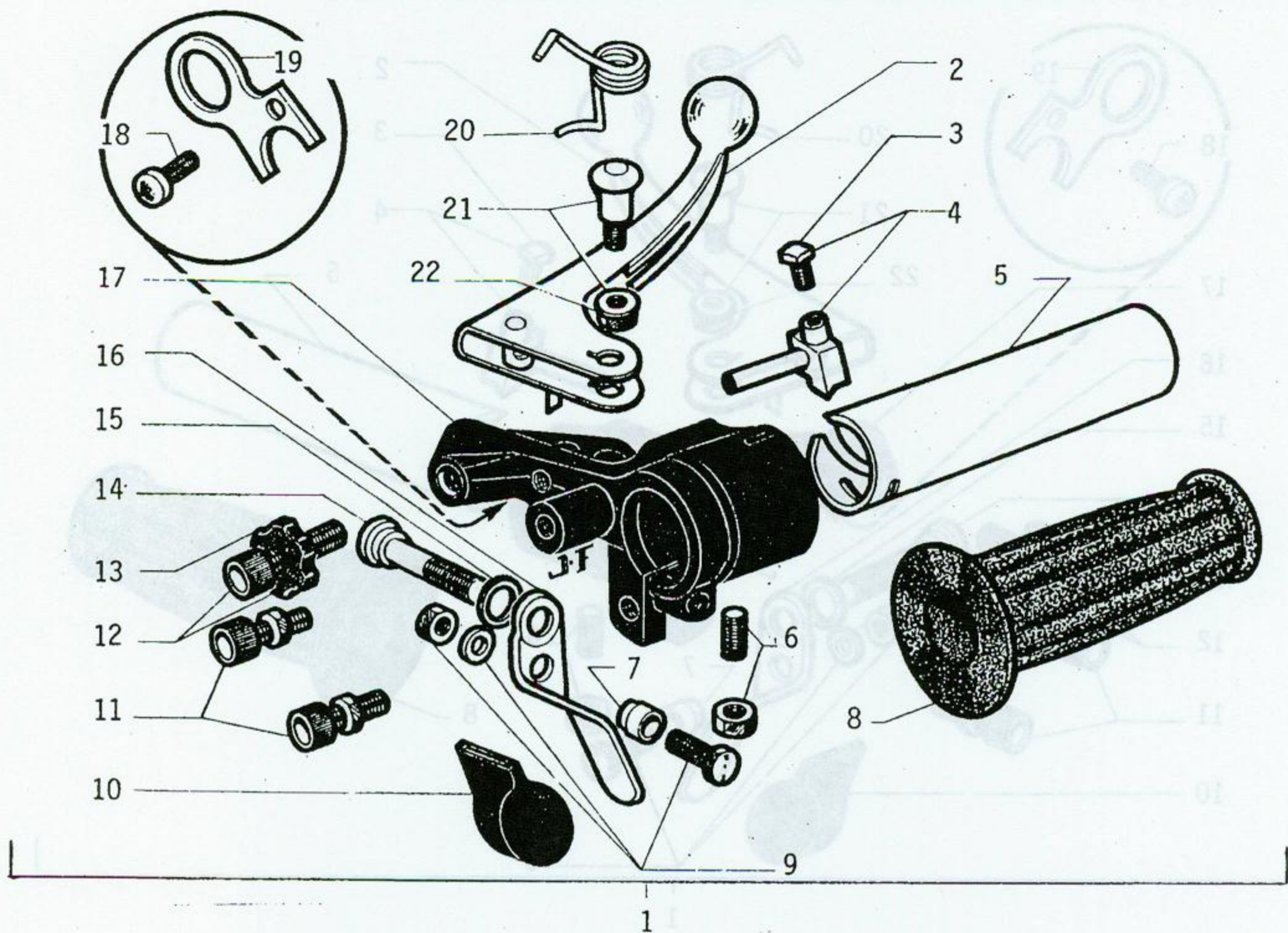
INDEX	PART NUMBER	QTY ASSY.	DESCRIPTION
22	23312	1	Headset Races Complete
23	19859	1	Steering Tube
24	14606	1	Lock Plate
25	14605	1	Pivot Bolt
	22311	1	Steering Lock Hardware (Not Illustrated)

Front Fork Assembly
Fig. 31 - Cont'd.



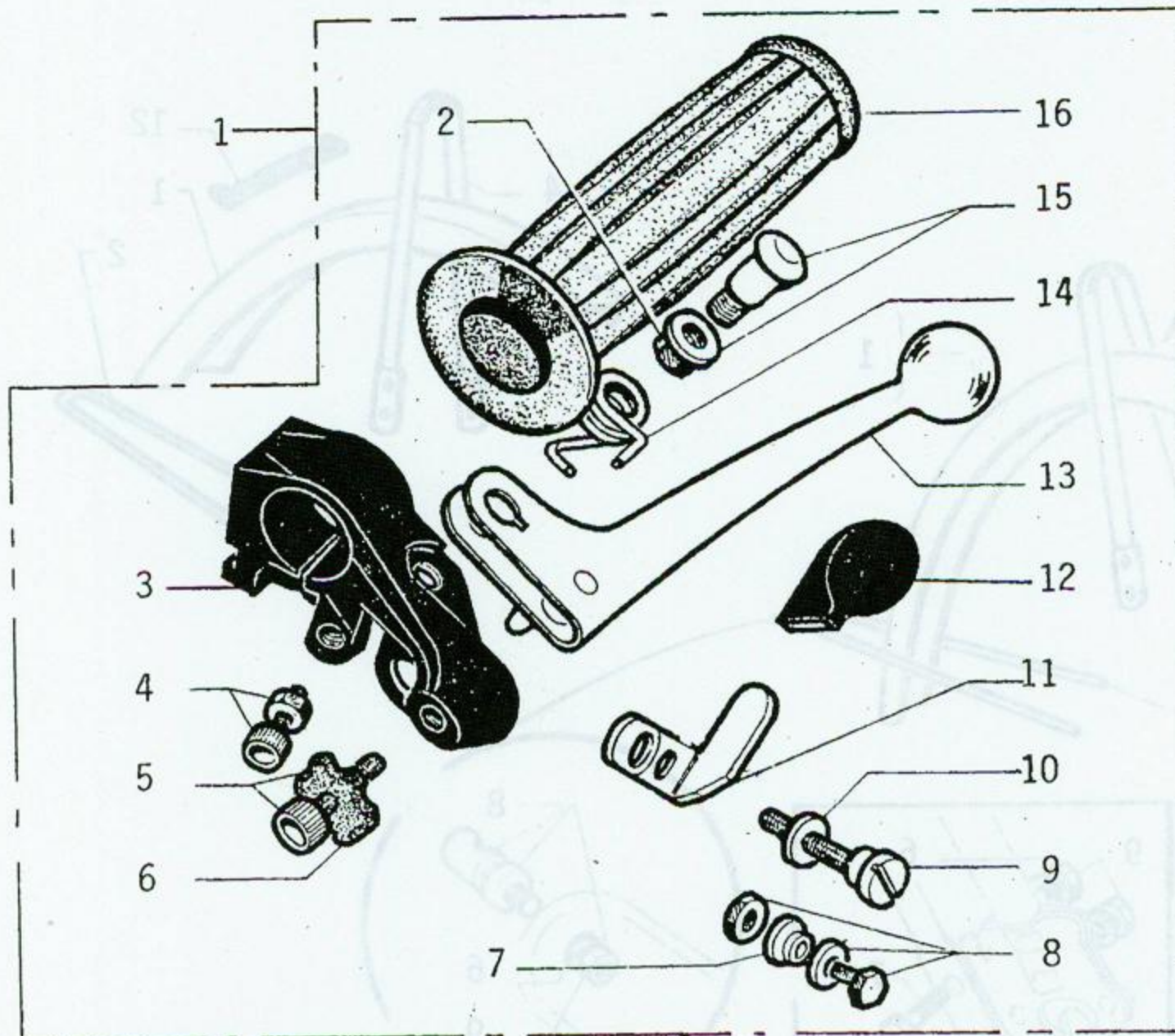
INDEX	PART NUMBER	QTY ASSY.	DESCRIPTION
1	53412	1	Throttle Grip Complete (Silver Finish)
1	54161	1	Throttle Grip Complete (Black Finish)
2	54831	1	Brake Lever (Right)
3	22095	1	Screw
4	23114	1	Cable Clamp
5	19695	1	Twist Grip Sleeve
6	23174	1	Set Screw and Nut
7	23122	1	Cable End
8	21654	1	Right Handgrip (Grey)
8	24028	1	Right Handgrip (Black)
9	23123	1	Screw, Nut, and Washer
10	53416	1	Decompression Lever Knob
11	23089	2	Cable Adjuster
11	14903	2	Cable Adjuster
11	53819	2	Cable Adjuster
12	21222	1	Cable Adjuster
13	21157	1	Plastic Star Nut
14	23121	1	Screw
15	00057	1	Washer
16	54168	1	Lever
17	54162	1	Twist Grip Body (Black Finish)

Handgrip Right
Fig. 32



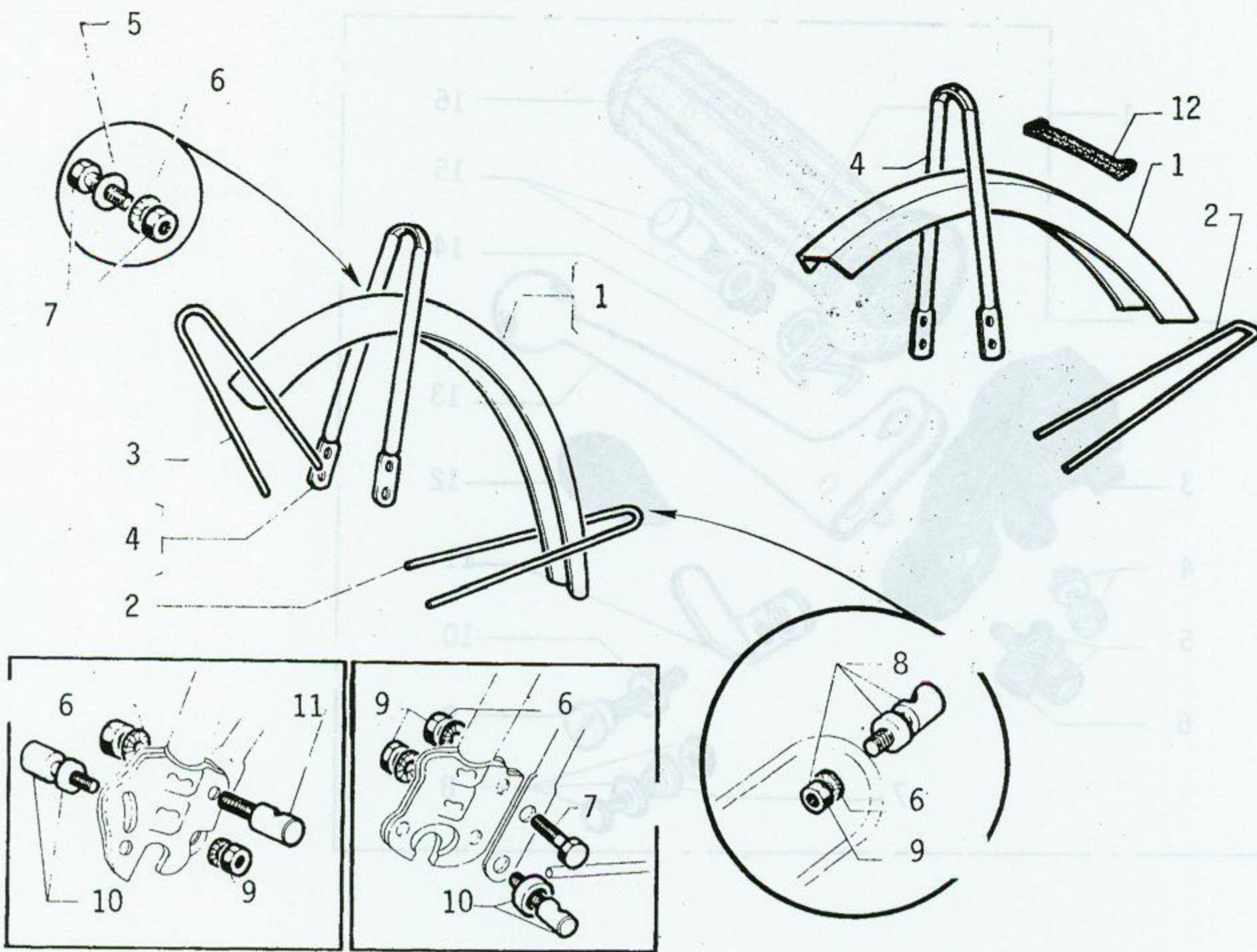
INDEX	PART NUMBER	QTY ASSY.	DESCRIPTION
17	53413	1	Twist Grip Body (Silver Finish)
18	13392	1	Screw
19	53512	1	Stoplight Switch Holder
20	53415	1	Spring
21	20960	1	Brake Lever Pivot
22	01511	1	Locknut

Handgrip Right
Fig. 32 - Cont'd.



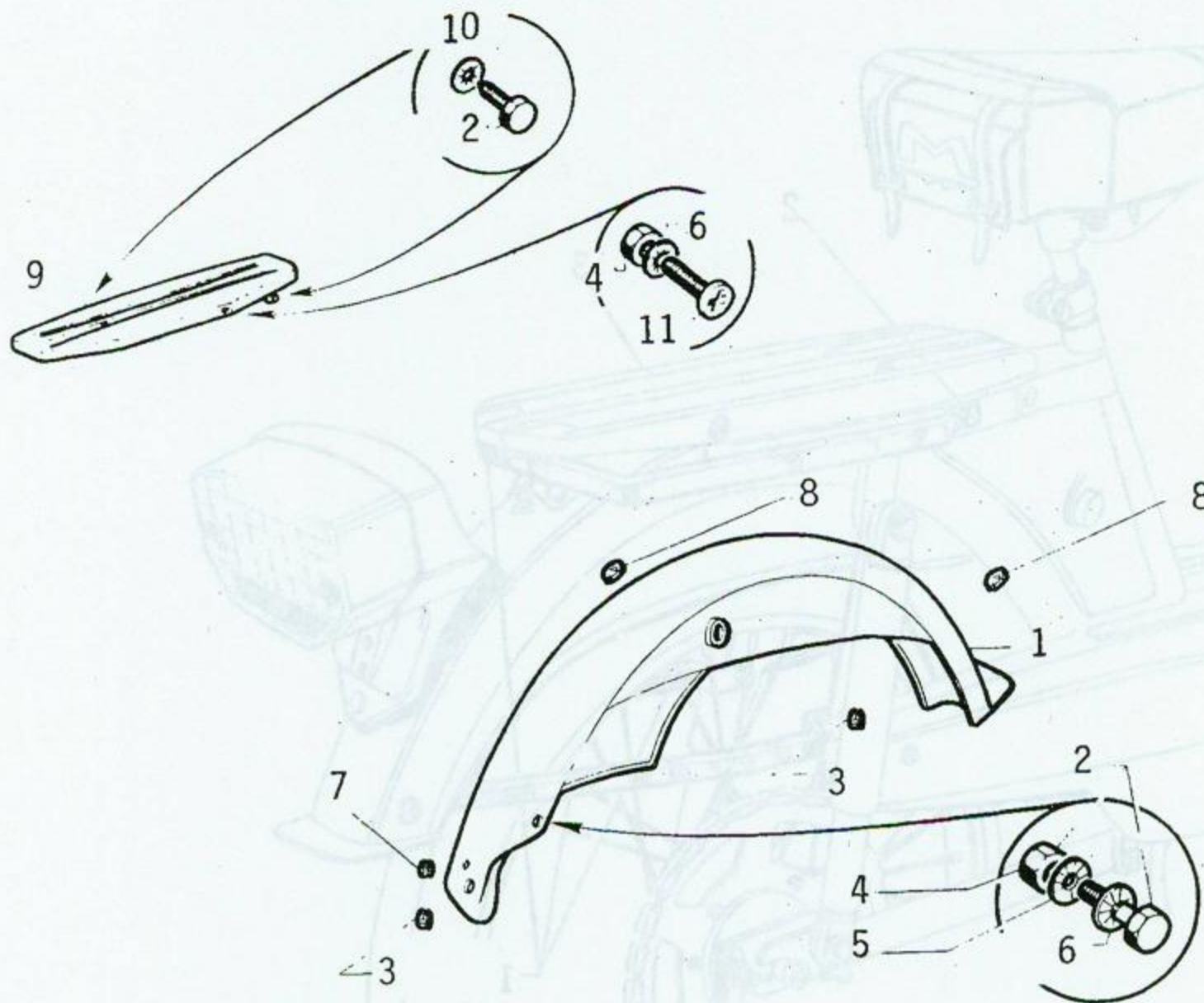
INDEX	PART NUMBER	QTY ASSY.	DESCRIPTION
1	53382	1	Left Handgrip Complete (Silver Finish)
1	54163	1	Left Handgrip Complete (Black Finish)
2	01511	1	Locknut
3	21457	1	Handgrip Body (Silver Finish)
3	23428	1	Handgrip Body (Black Finish)
4	23089	1	Cable Adjuster
5	21222	1	Cable Adjuster
6	21157	1	Plastic Star Nut
7	20053	1	Cable End
8	14322	1	Cable End Bolt and Nut
9	20103	1	Screw
10	00057	1	Washer
11	54168	1	Lever
12	53417	1	Choke Lever Knob
13	54832	1	Brake Lever (Left)
14	21877	1	Spring
15	20960	1	Brake Lever Pivot
16	21655	1	Left Handgrip (Grey)
16	24029	1	Left Handgrip (Black)

Handgrip Left
Fig. 33



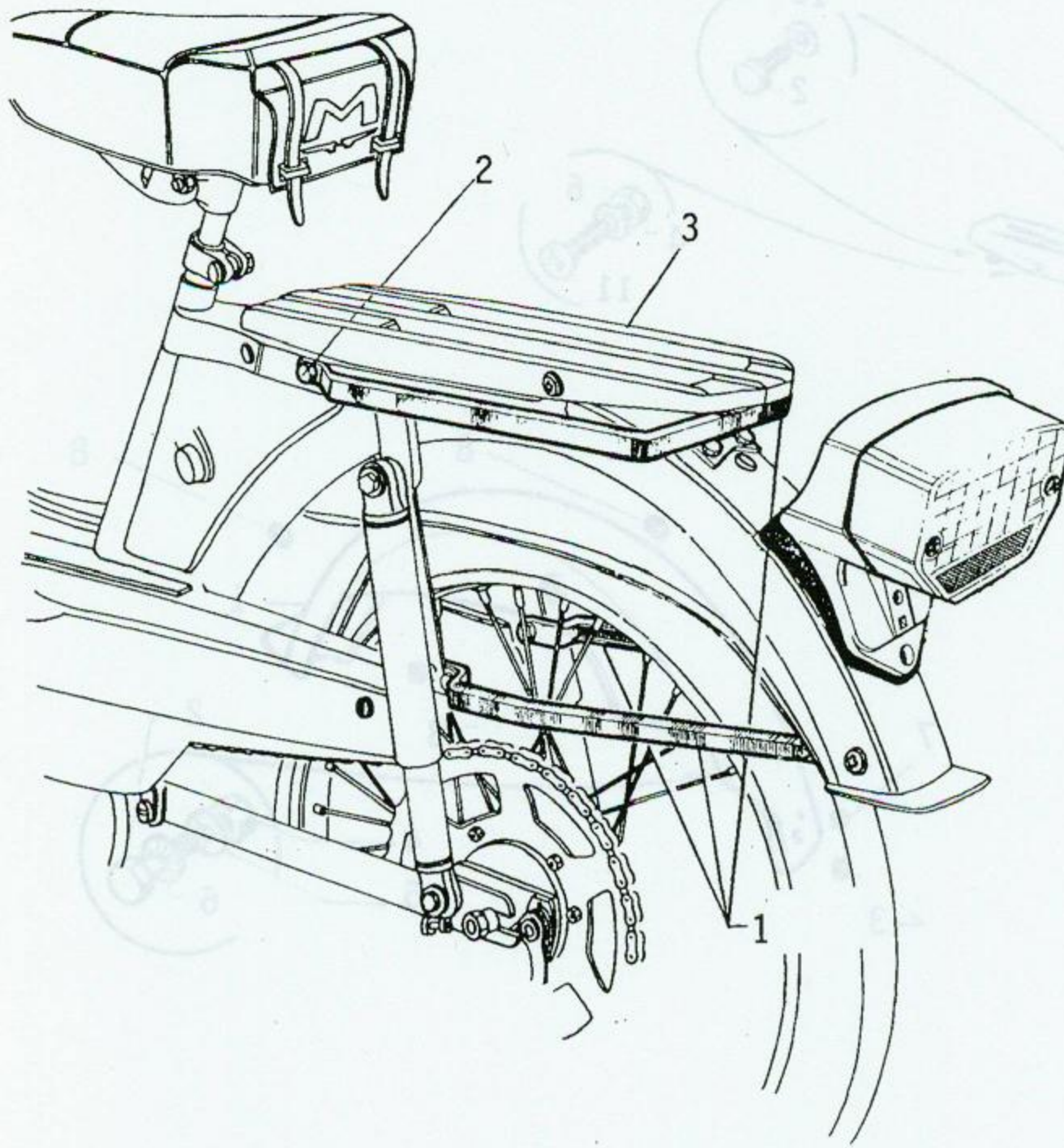
INDEX	PART NUMBER	QTY ASSY.	DESCRIPTION
1	23659	1	Front Fender (Stainless)
1	53499	1	Front Fender (Yellow)
1	21863	1	Front Fender (Orange)
1	54827	1	Front Fender (Gloss Black)
2	21111	1	Lower Fender Support (Stainless)
3	21112	1	Upper Fender Support (Stainless)
4	21124	1	Fender Bracket (Stainless)
4	53123	1	Fender Bracket (Yellow)
4	21865	1	Fender Bracket (Orange)
4	54828	1	Fender Bracket (Gloss Black)
5	00020	2	Washer
6	01172	8	Washer
7	00679	2	Bolt and Nut
8	21167	4	Fastener
9	00010	4	Nut
10	20100	2	Fastener
11	20059	1	Cable Guide
12	23660	1	Fender Protector

Front Fender
Fig. 34



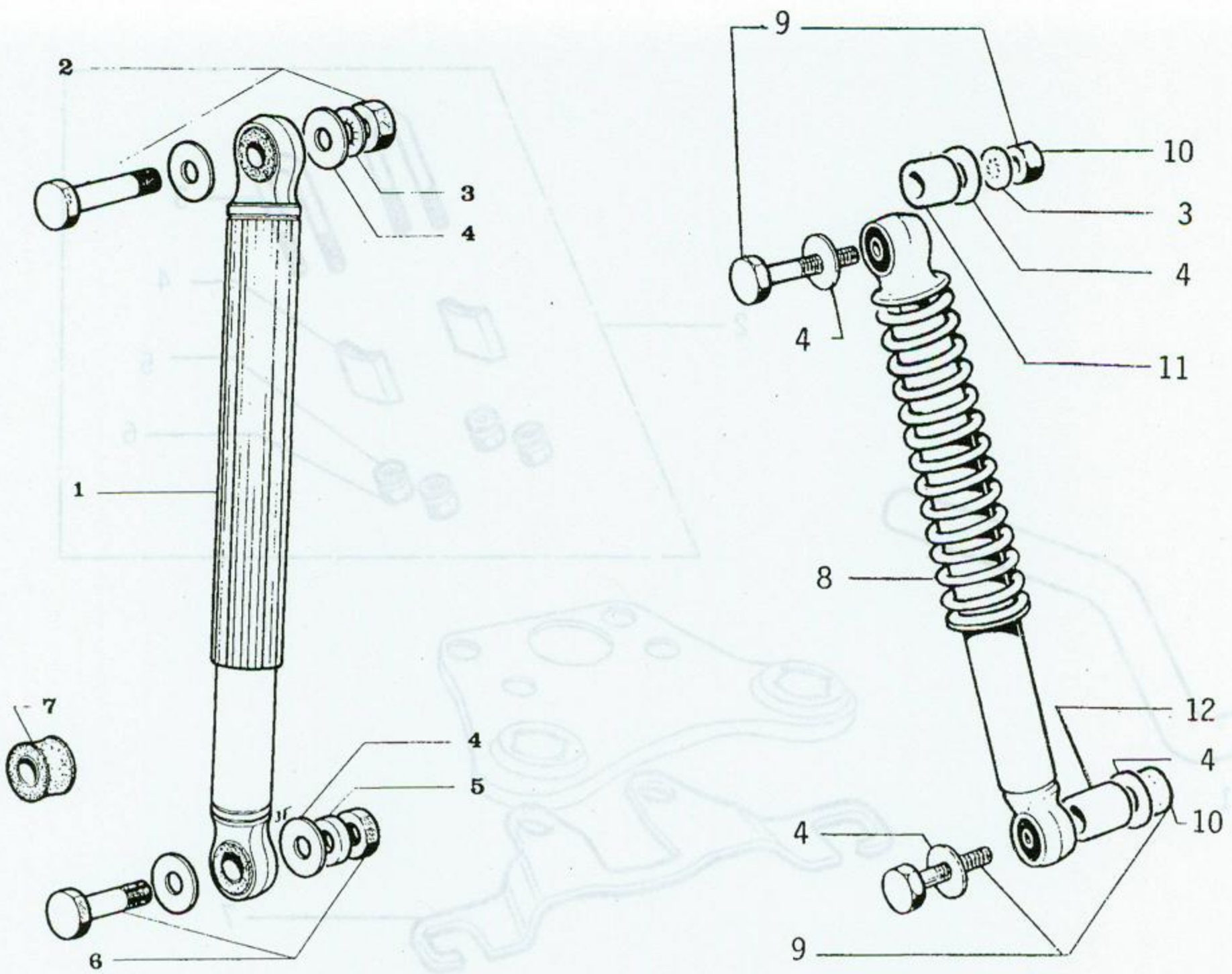
INDEX	PART NUMBER	QTY ASSY.	DESCRIPTION
1	53476	1	Rear Fender (Yellow)
1	53761	1	Rear Fender (Orange)
1	54311	1	Rear Fender (Gloss Black)
1	54301	1	Rear Fender (Metallic Red Fox)
1	54300	1	Rear Fender (Metallic Blue Chip)
1	54700	1	Rear Fender (Copper)
2	00679	2	Bolt and Nut
3	17160	2	Grommet
4	00010	2	Nut
5	00797	2	Washer
6	01172	4	Washer
7	16948	1	Grommet
8	20094	2	Grommet
9	21974	1	Carrier (Stainless)
10	01545	2	Washer
11	20105	2	Bolt

Rear Fender
Fig. 35



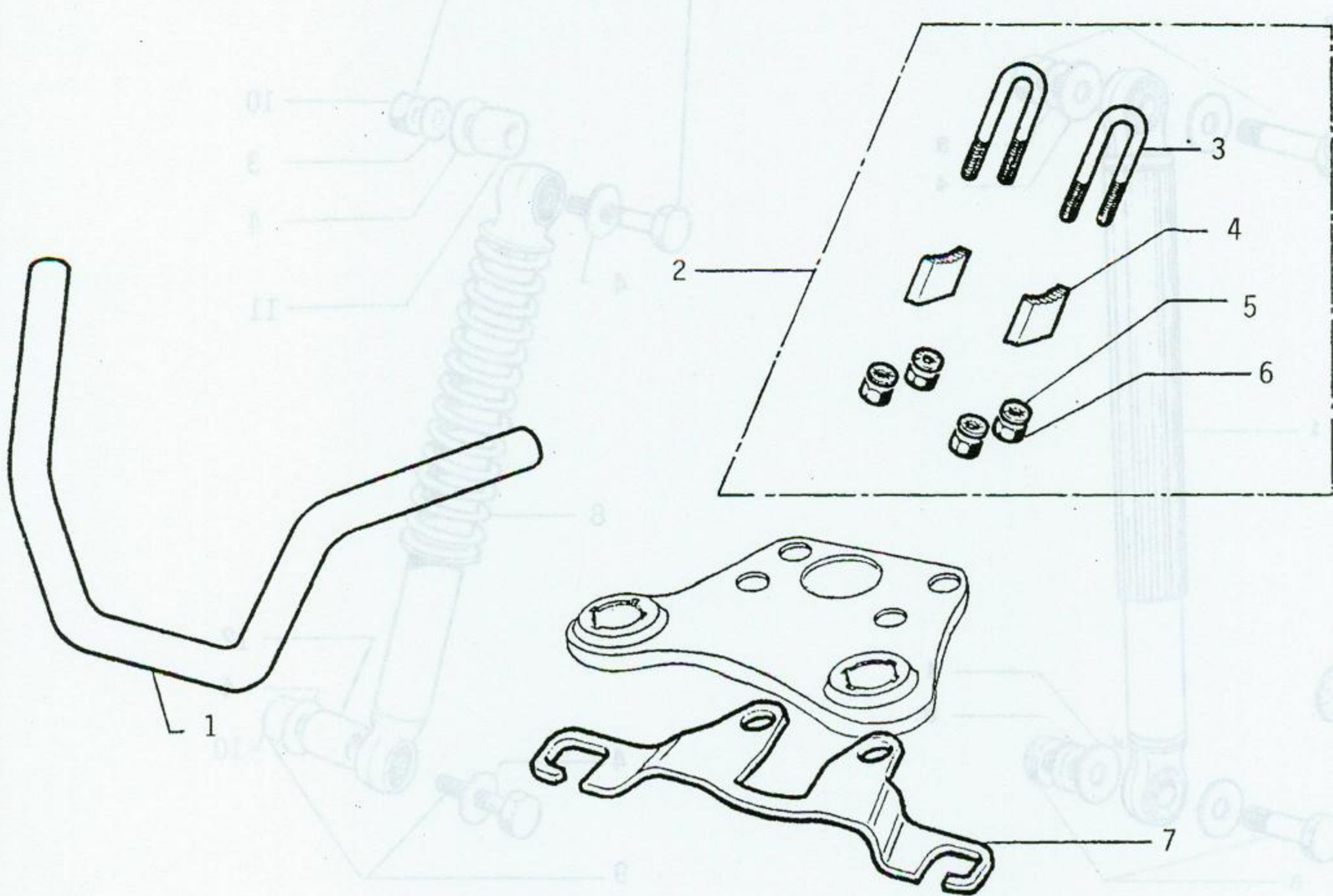
INDEX	PART NUMBER	QTY ASSY.	DESCRIPTION
1	22167	1	Luggage Carrier Brackets (One Kit)
2	20105	4	Bolt and Nut
3	21974	1	Carrier (Stainless)

Rear Carrier
Fig. 36



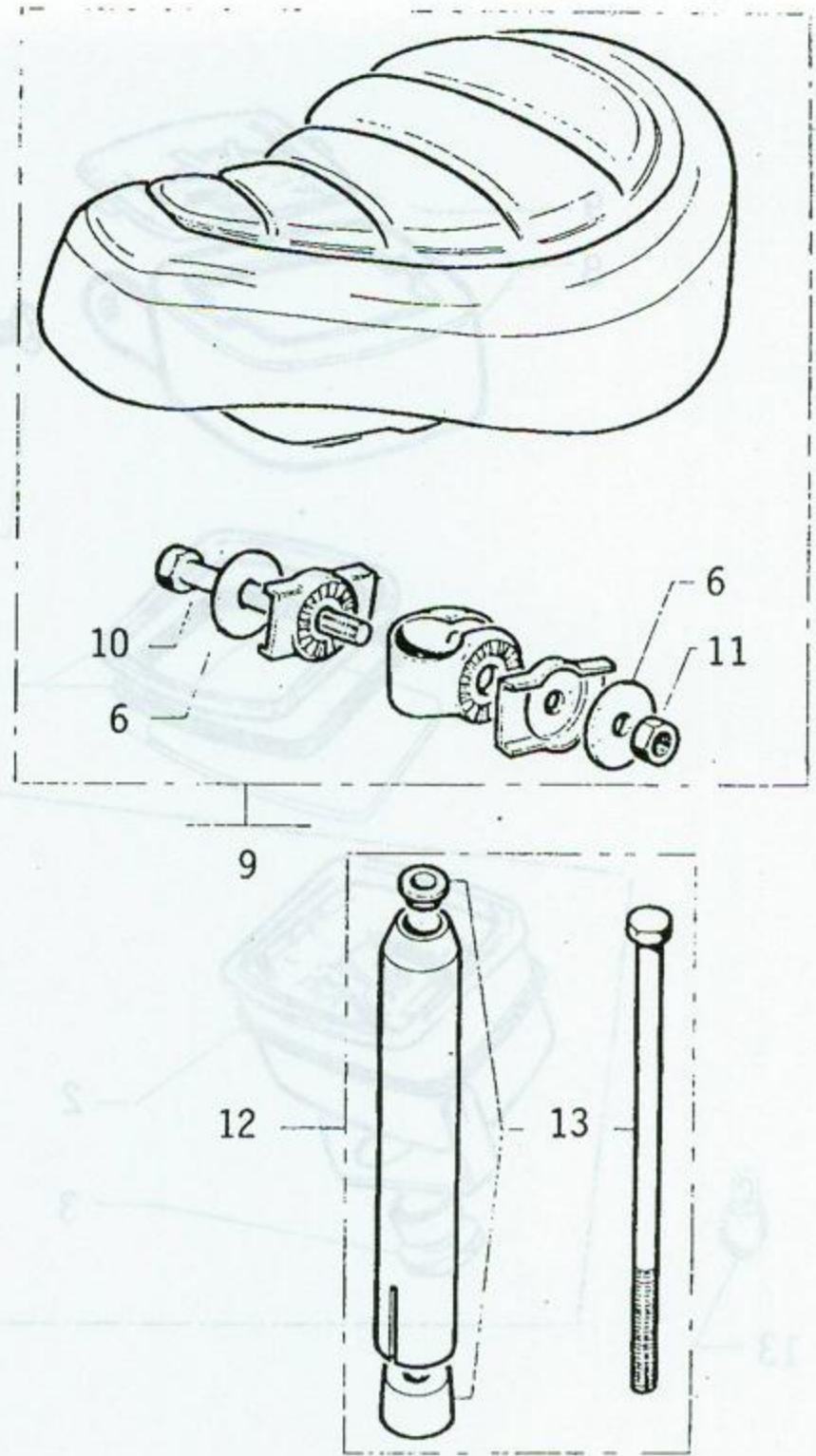
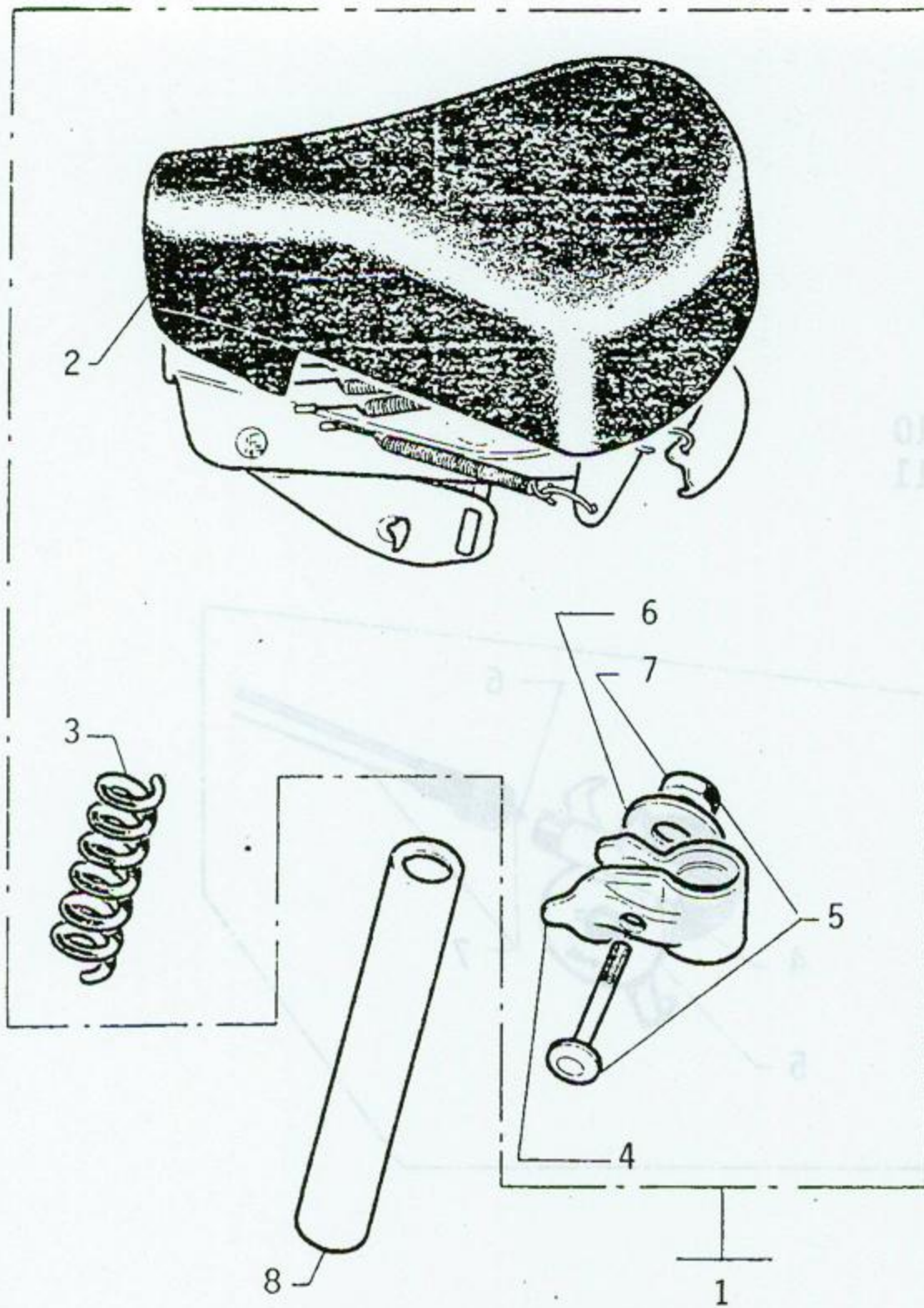
INDEX	PART NUMBER	QTY ASSY.	DESCRIPTION
1	16720	1	Shock Absorber Complete
2	20369	1	Mounting Bolt and Nut - Upper
3	01422	1	Washer - 8mm
4	16947	4	Washer
5	17024	1	Bushing
6	15874	1	Mounting Bolt and Nut - Lower
7	15990	2	Grommet
8	54842	1	Shock Absorber (Heavy Duty)
9	17023	2	Bolt and Nut
10	14147	2	Nut
11	20690	1	Spacer
12	22674	1	Spacer

Shock Absorber
Fig. 37



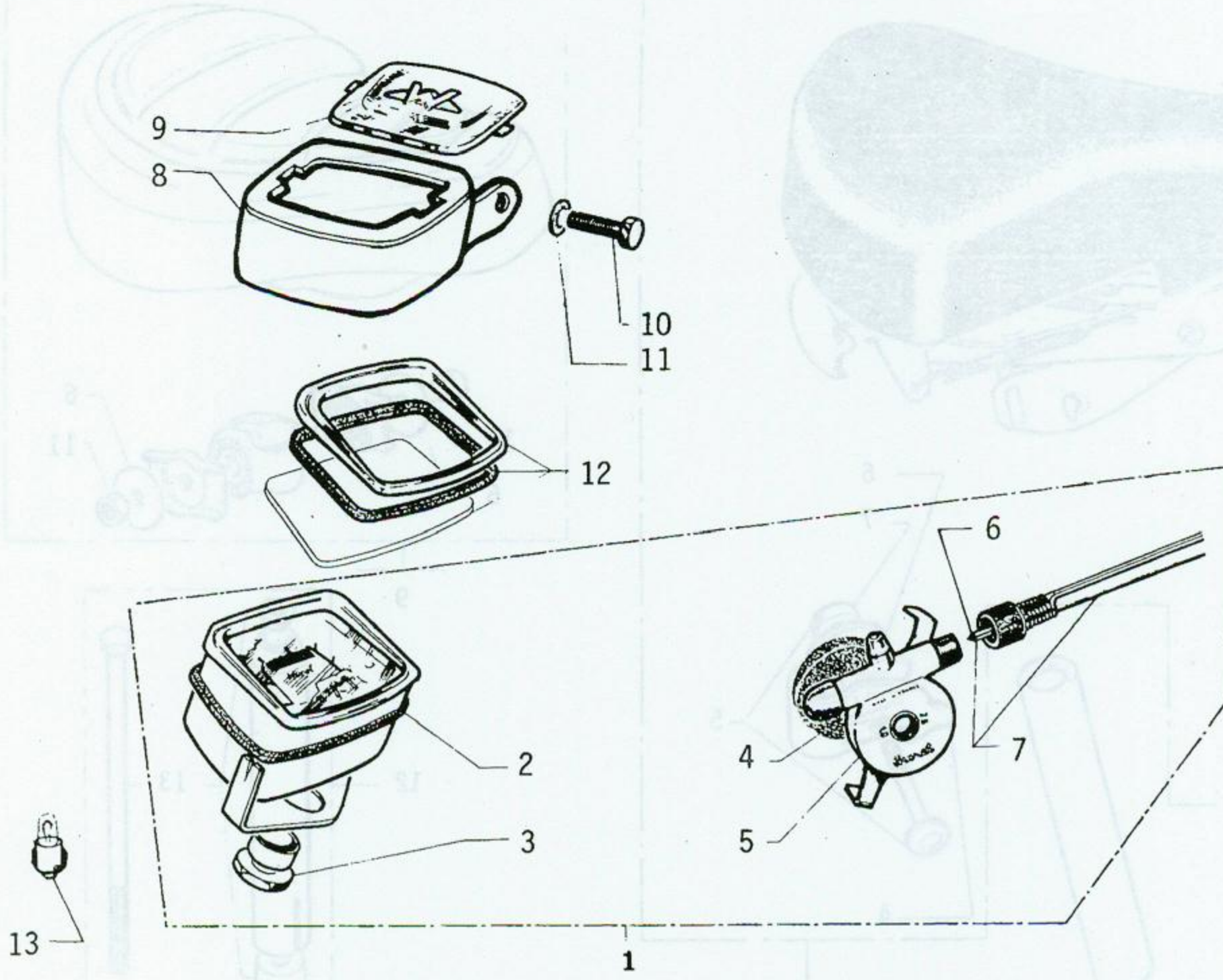
INDEX	PART NUMBER	QTY ASSY.	DESCRIPTION
1	21143	1	Handlebar
2	22403	1	"U" Clamp Kit (Chrome)
2	24260	1	"U" Clamp Kit (Black)
3	22404	2	"U" Clamp (Chrome)
4	15523	2	"U" Clamp Wedge (Chrome)
5	01113	4	Washer
6	00011	4	Nut
7	21269	1	Cable Guide

Handlebar
Fig. 38



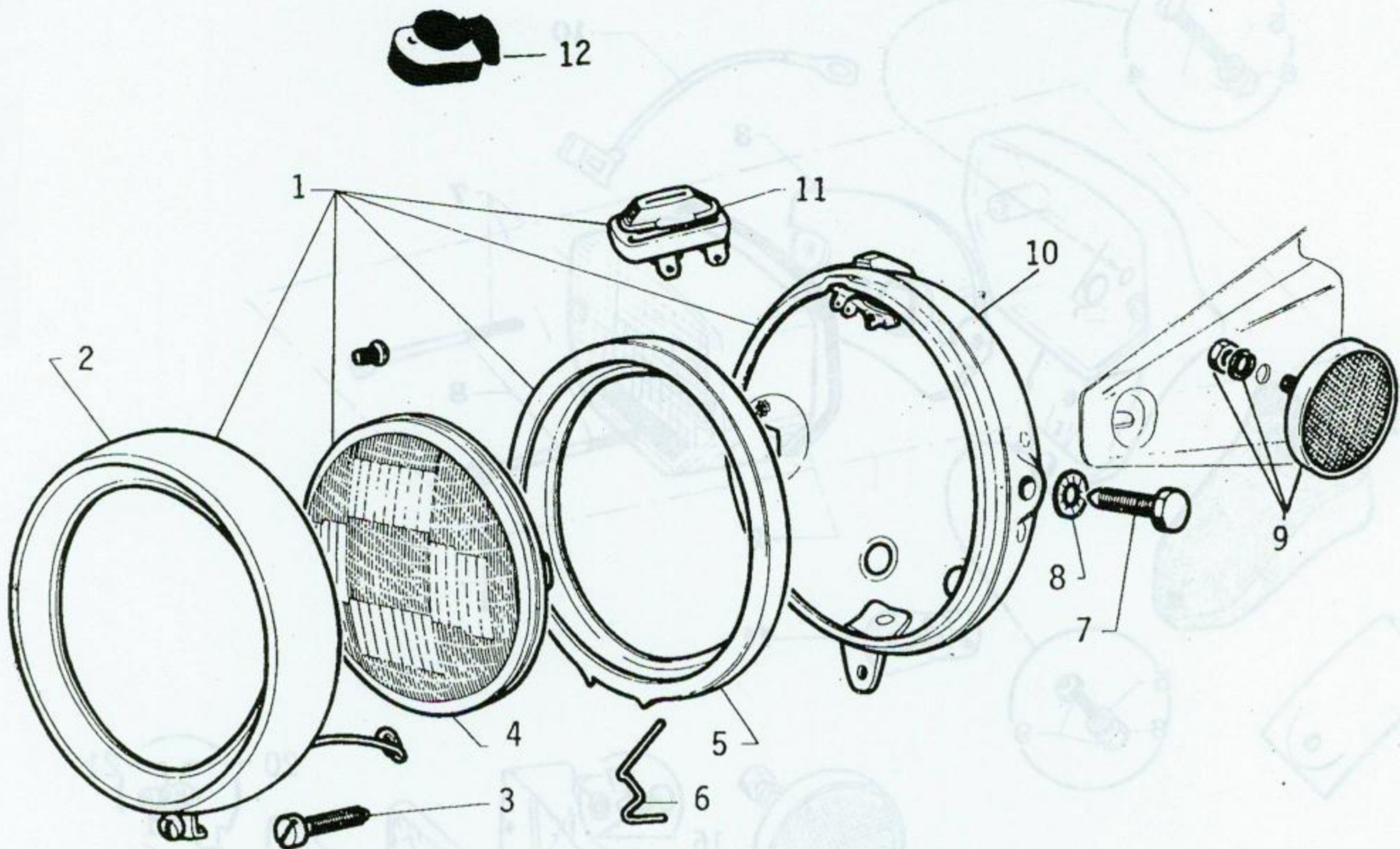
INDEX	PART NUMBER	QTY ASSY.	DESCRIPTION
1	22338	1	Seat - Complete
2	22354	1	Seat Cover
3	18988	1	Spring
4	18987	1	Seat Post Clamp
5	15875	1	Bolt, Nut, and Washer - Complete
6	16947	1	Washer
7	14147	1	Nut
8	14417	1	Seat Post
9	24179	1	Seat Complete
10	22710	1	Bolt
11	13258	1	Nut
12	24180	1	Seat Post Complete
13	24181	1	Bolt
	18417	1	Tool Kit (Not Illustrated)
	19171	1	Tool Pouch (Not Illustrated)

Seat
Fig. 39



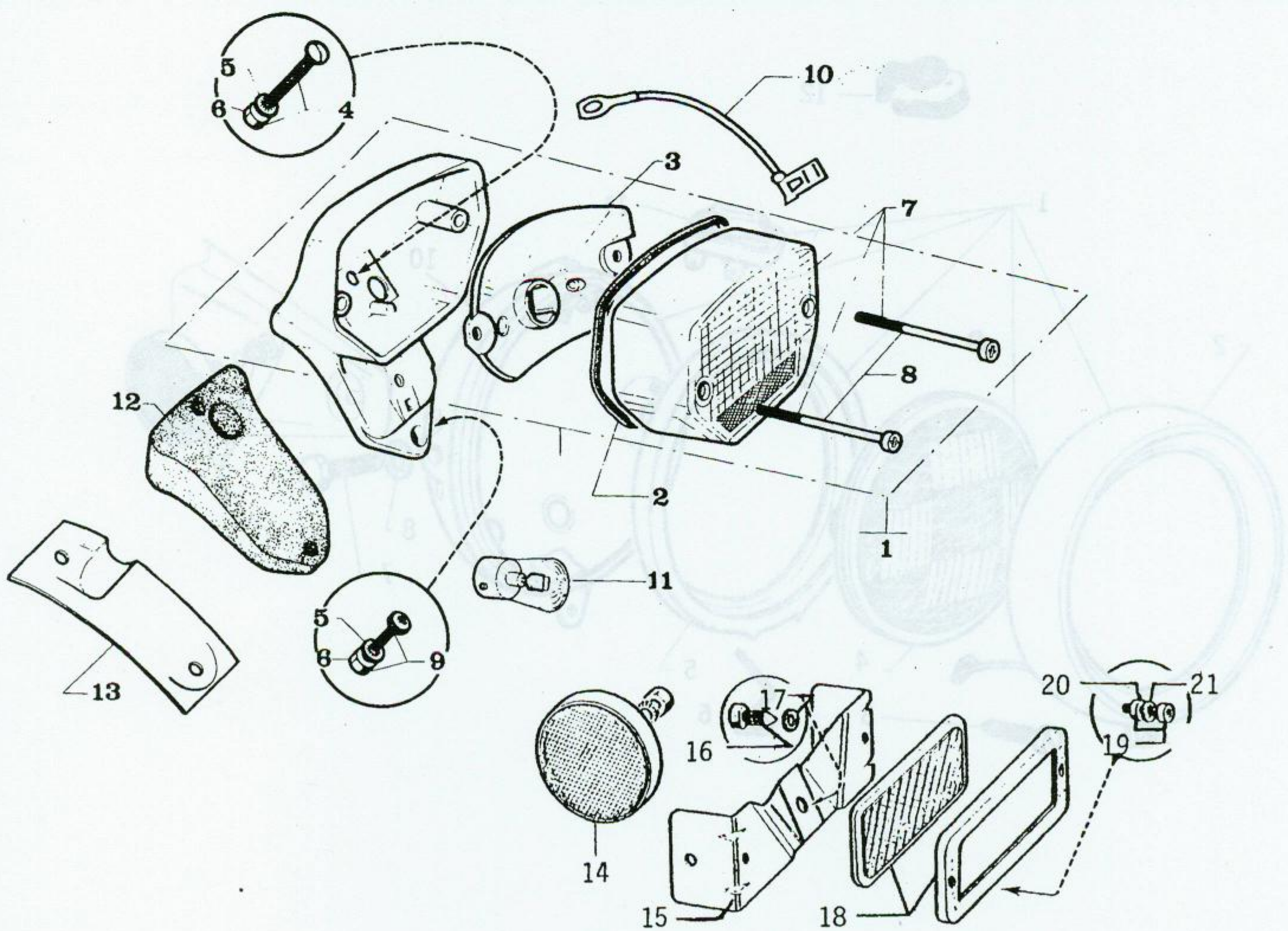
INDEX	PART NUMBER	QTY ASSY.	DESCRIPTION
1	53492	1	Speedo Complete 6 Volt (20MPH)
1	53751	1	Speedo Complete 6 Volt (25 and 30MPH)
1	54144	1	Speedo Complete 12 Volt (20MPH)
1	54145	1	Speedo Complete 12 Volt (25 and 30MPH)
2	19573	1	Gasket
3	19291	1	Locknut
4	17793	1	Gasket
5	17360	1	Drive
6	18223	1	Cable (Inner)
7	18222	1	Cable (Complete)
8	53410	1	Speedometer Housing (White)
8	54317	1	Speedometer Housing (Gloss Black)
8	54258	1	Speedometer Housing (Flat Black)
9	20972	1	Embellisher
10	16714	2	Bolt
11	00797	2	Washer
12	21873	1	Bezel Complete
13	05045	1	Speedo Bulb (6 Volt, 1.2 Watt)
13	22576	1	Speedo Bulb (12 Volt, 2 Watt)

Speedometer
Fig. 40



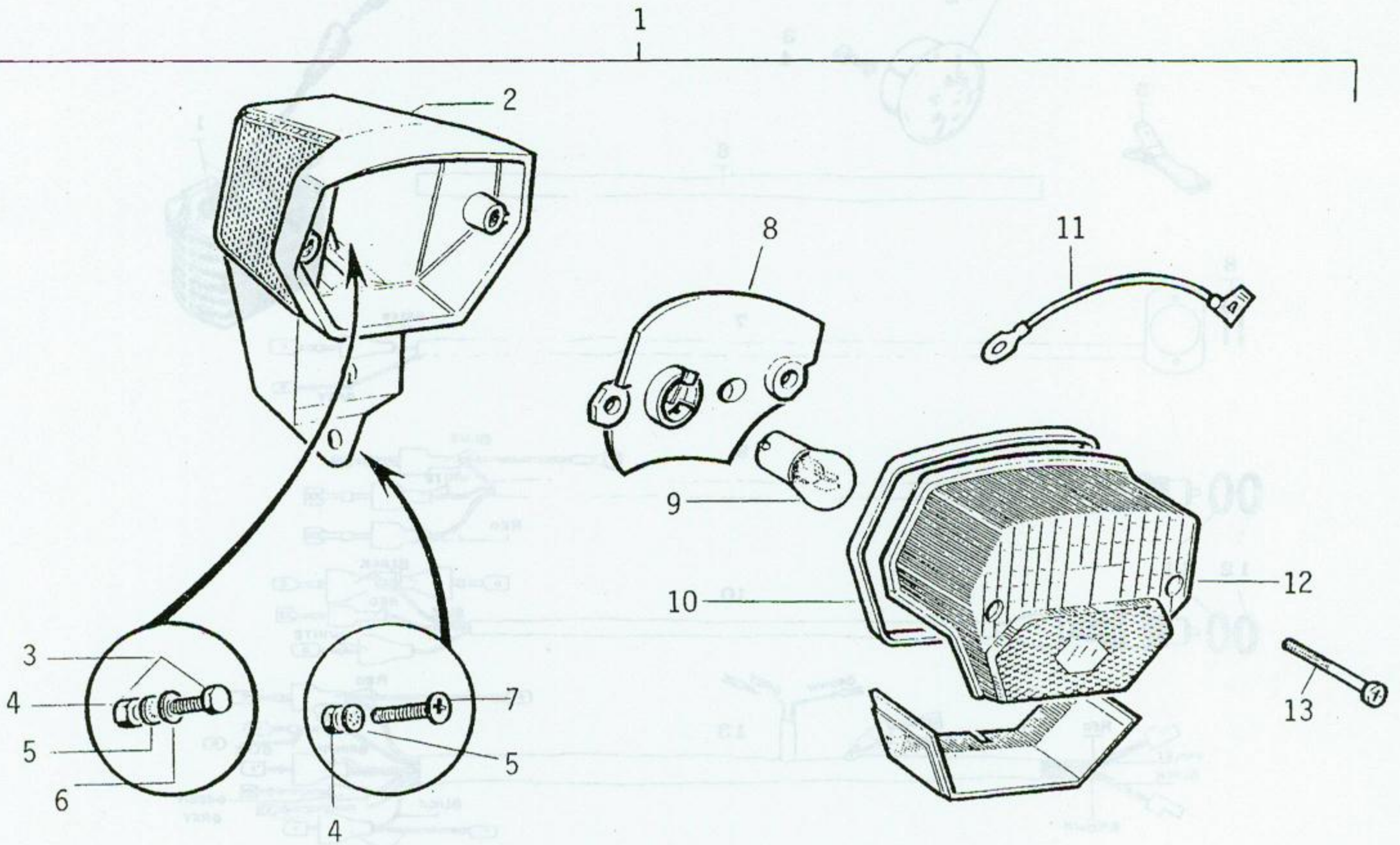
INDEX	PART NUMBER	QTY ASSY.	DESCRIPTION
1	53678	1	Headlamp Body Complete 6 Volt (White)
1	54418	1	Headlamp Body Complete 12 Volt (White)
1	54419	1	Headlamp Body Complete 12 Volt (Gloss Black)
1	54420	1	Headlamp Body Complete 12 Volt (Flat Black)
2	53433	1	Bezel
3	19569	1	Screw
4	53431	1	Sealed Beam (6 Volt - 25 Watt)
4	54129	1	Sealed Beam (12 Volt - 25 Watt)
5	53432	1	Support
6	54132	5	Clamps
7	18324	2	Bolt
8	00137	2	Washer
9	53439	2	Reflector (Amber)
10	53628	1	Headlamp Body 6 Volt (White)
10	54133	1	Headlamp Body 12 Volt (White)
10	54316	1	Headlamp Body 12 Volt (Gloss Black)
10	54291	1	Headlamp Body 12 Volt (Flat Black)
11	21439	1	Headlamp Switch 12 Volt
12	53534	1	Headlamp Switch 6 Volt

Headlamp
Fig. 41



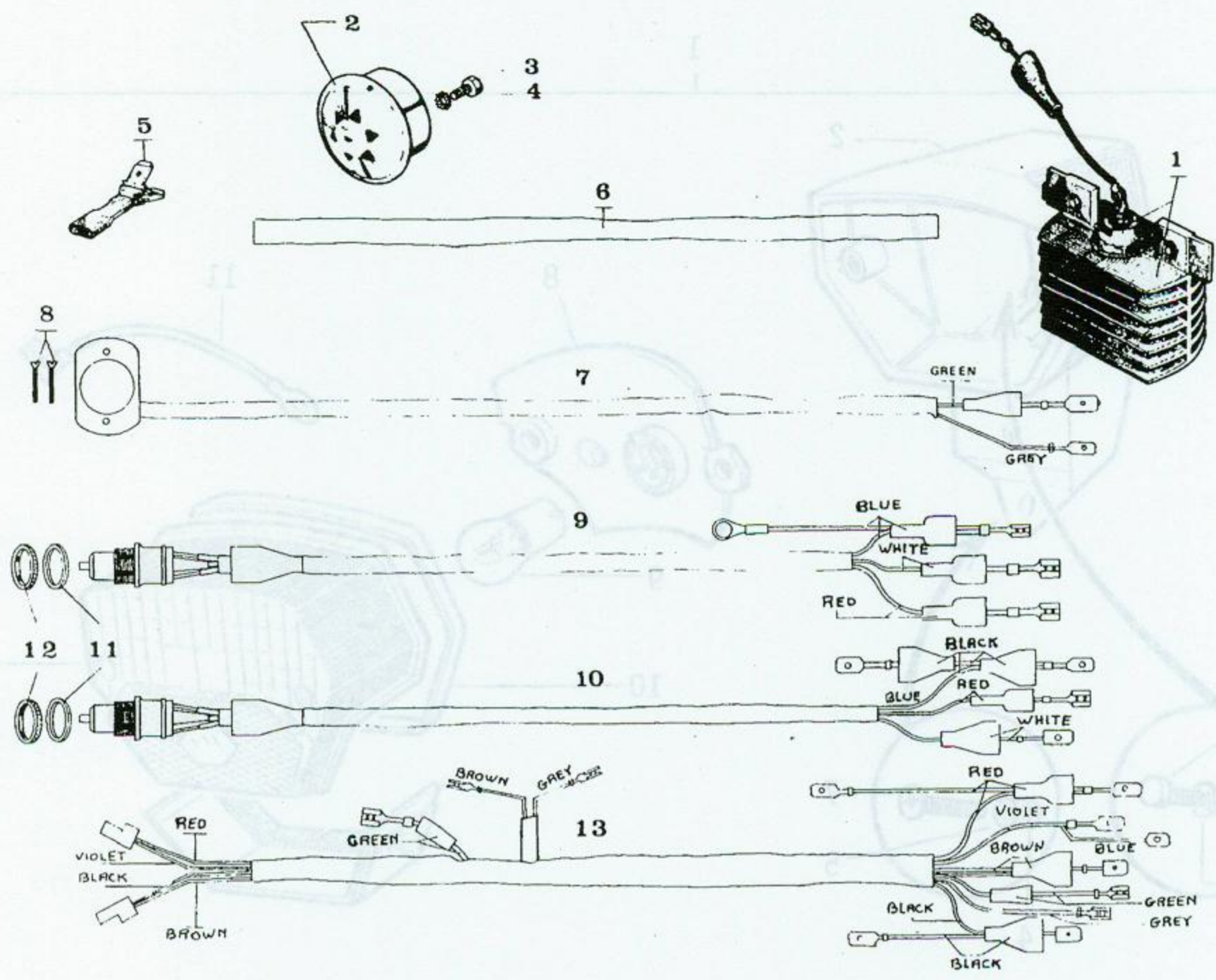
INDEX	PART NUMBER	QTY ASSY.	DESCRIPTION
1	54207	1	Taillamp Complete
2	21478	1	Gasket
3	52418	1	Reflector
4	53435	1	Screw
5	01172	2	Washer
6	00010	2	Nut
7	53307	1	Lens and Screw
8	21481	2	Screw (Fine Thread - Flat End)
8	21611	2	Screw (Coarse Thread - Pointed End)
9	22588	1	Screw
10	21370	1	Ground Wire
11	53469	1	Bulb (6 Volt, 21/3 Watt)
11	54134	1	Bulb (12 Volt, 20/5 Watt)
12	53434	1	Pad
13	23007	1	Plate
14	53440	2	Reflector (Red)
15	53489	1	Support
16	16714	1	Bolt
17	00797	1	Washer
18	53438	1	Reflector and Frame (Red)
19	20550	2	Bolt and Nut
20	01430	2	Nut
21	01088	2	Washer

Taillamp
Fig. 42



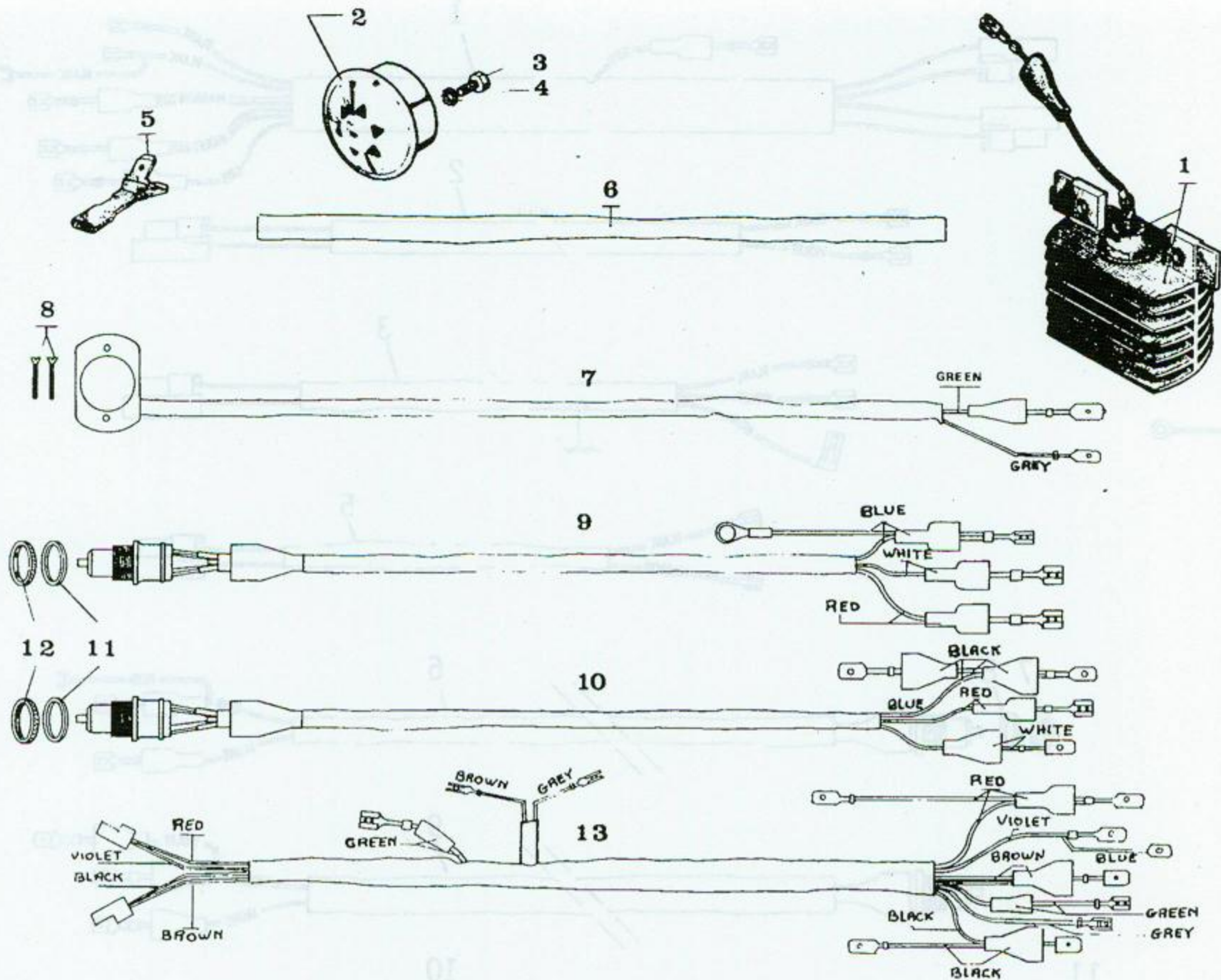
INDEX	PART NUMBER	QTY ASSY.	DESCRIPTION
1	54207	1	Taillamp Complete
2	54208	1	Taillamp Body
3	00050	1	Bolt and Nut
4	00010	2	Nut
5	00797	2	Washer
6	00004	1	Washer
7	20105	1	Screw
8	54210	1	Reflector
9	54134	1	Bulb (12 Volt, 20/5 Watt)
9	53469	1	Bulb (6 Volt, 21/3 Watt)
10	21478	1	Gasket
11	21370	1	Ground Wire
12	54209	1	Lens
13	21481	2	Screw (Fine Thread - Flat End)
13	21611	2	Screw (Coarse Thread - Pointed End)
	23007	1	Fender Mount Plate (Not Illustrated)

Taillamp
Fig. 43



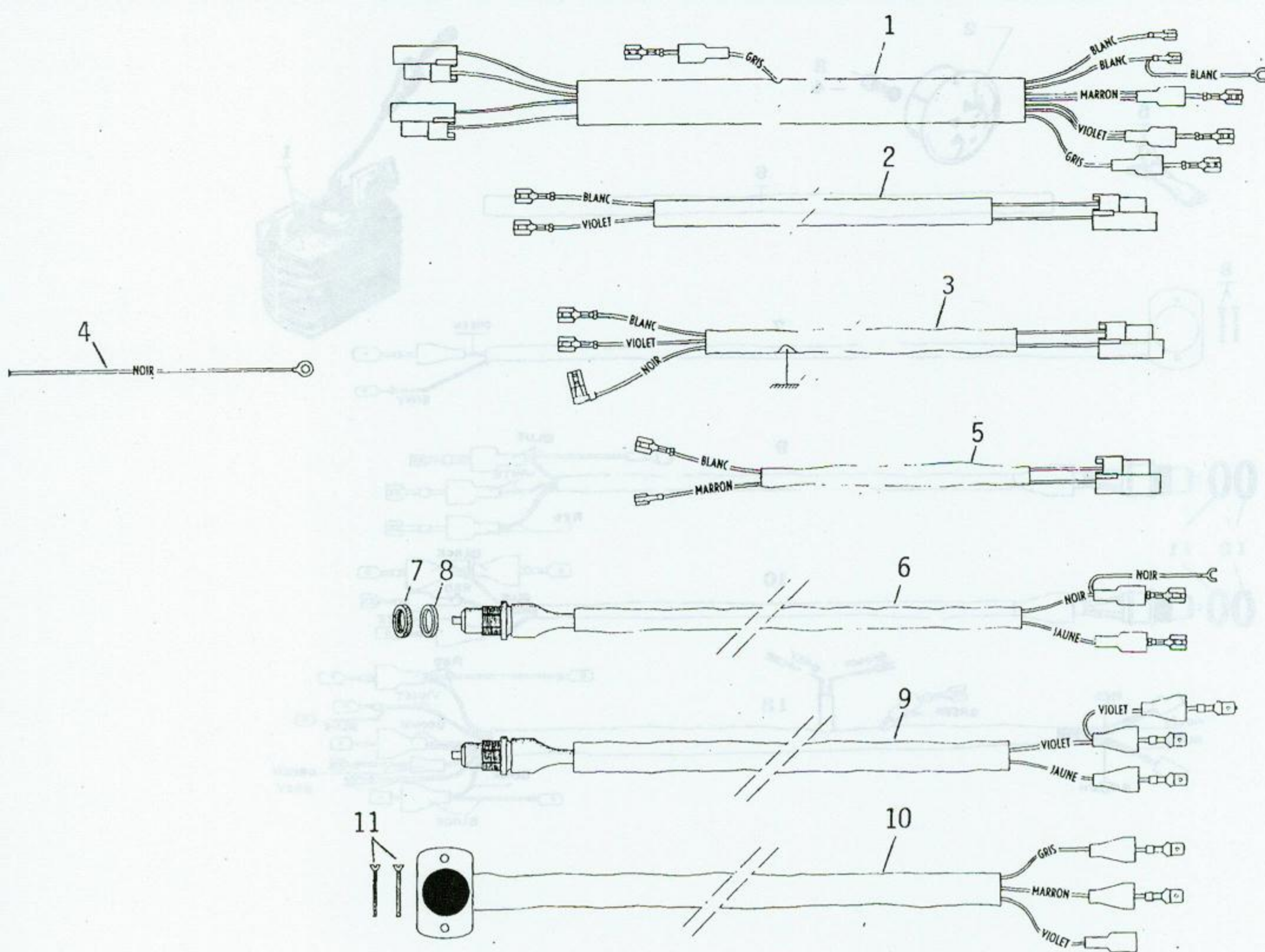
INDEX	PART NUMBER	QTY ASSY.	DESCRIPTION
1	54704	1	Zener Diode (Without Heat Sink)
2	20330	1	Horn
2	20672	2	Horn Connectors
3	20674	1	Screw
4	00874	1	Washer (5mm)
5	13609	1	Connector
6	14762	1	Cable Sheath
7	53418	1	Horn and Stop Switch
8	21468	2	Screw
8	01556	2	Nut - 3 x 50mm
9	53441	1	Stoplight Switch (Right)
10	53442	1	Stoplight Switch (Left)
11	21467	1	Rubber Washer
12	21466	1	Nut
13	53446	1	Wiring Harness Complete
	53579	1	Speedo Lighting Wire
	53580	1	Switch Ground Wire
	53576	1	Wiring Harness Taillight
	53578	1	Wiring Harness Magneto

Electrical (Wiring and Switches)
 (6 Volt)
 Fig. 44



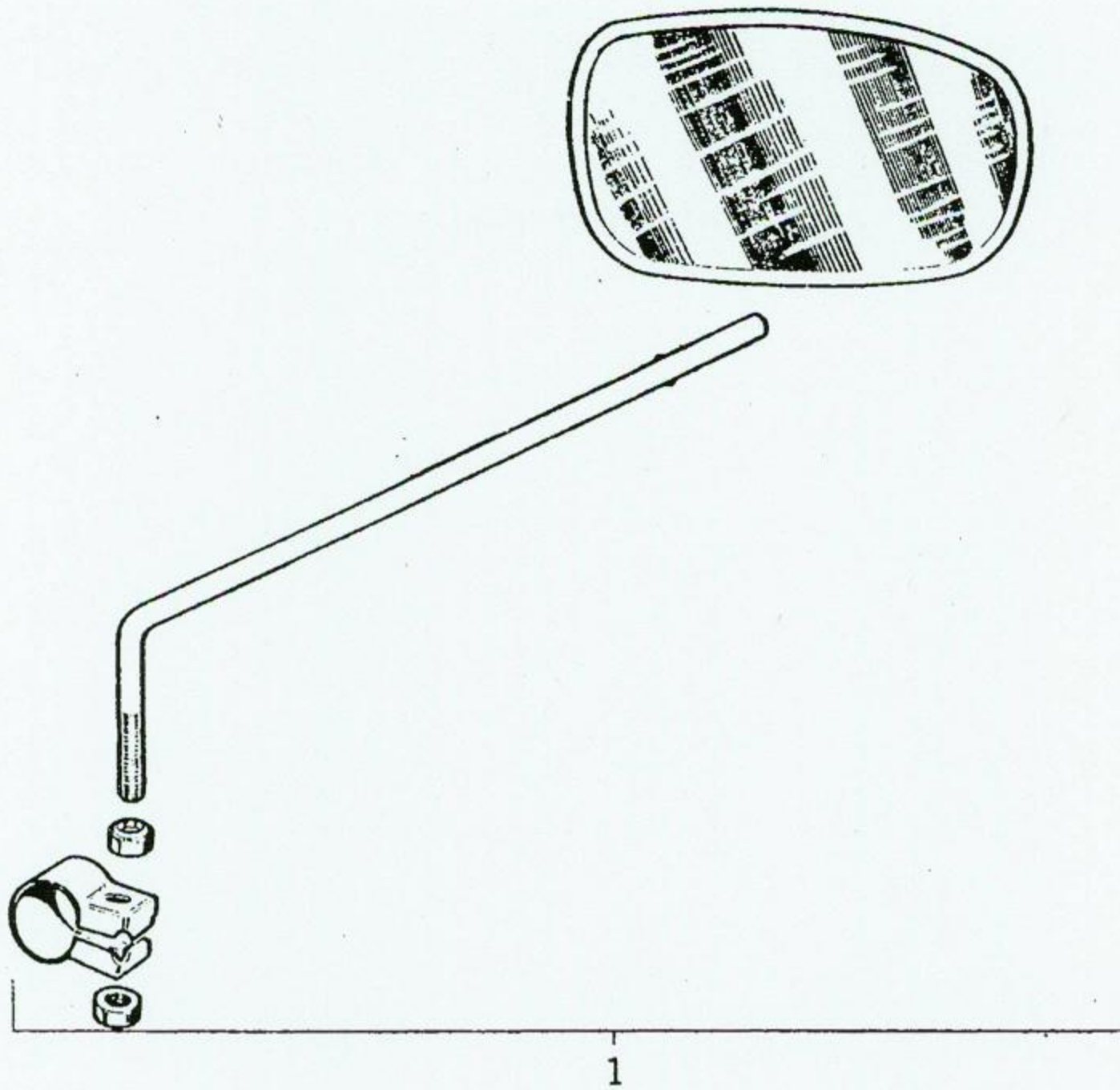
INDEX	PART NUMBER	QTY ASSY.	DESCRIPTION
	16525	1	Lighting Coil Terminal
	01083	1	Exciter Coil Terminal
	21370	1	Zener Diode Ground Wire
	53557	1	Horn Bracket (6 Volt)
			Horn Bracket (12 Volt)
			Horn Bracket (15 Volt)
			Horn Bracket (18 Volt)
			Horn Bracket (20 Volt)
			Horn Bracket (22 Volt)
			Horn Bracket (24 Volt)
			Horn Bracket (26 Volt)
			Horn Bracket (28 Volt)

Electrical (Wiring and Switches)
 (6 Volt)
 Fig. 44 - Cont'd.



INDEX	PART NUMBER	QTY ASSY.	DESCRIPTION
1	54138	1	Main Wiring Harness (Grey Sheath)
1	54821	1	Main Wiring Harness (Black Sheath)
2	54830	1	Taillight Wiring Harness
3	54266	1	Taillight Wiring Harness (50VLX)
4	21370	1	Taillight Ground Wire
5	54140	1	Magneto Wiring Harness
6	54136	1	Right Stop Light Switch (Grey Sheath)
6	54166	1	Right Stop Light Switch (Black Sheath)
6	54251	1	Right Stop Light Switch (50VLX)
7	21466	2	Lock Ring
8	21467	2	Rubber Gasket
9	54137	1	Left Stop Light Switch (Grey Sheath)
9	54165	1	Left Stop Light Switch (Black Sheath)
9	54252	1	Left Stop Light Switch (50VLX)
10	54135	1	Horn and Kill Switch (Grey Sheath)
10	54167	1	Horn and Kill Switch (Black Sheath)
10	54250	1	Horn and Kill Switch (50VLX)
11	21468	2	Screw
	20330	1	Horn (Not Illustrated)
	20331	1	Horn Bracket (12 Volt)

Electrical (Wiring and Switches)
 (12 Volt)
 Fig. 45



INDEX	PART NUMBER	QTY ASSY.	DESCRIPTION
1	24403	1	Mirror (Left)
1	24403	1	Mirror (Right)

Mirror
Fig. 46

PC(50) 65